

2022 Annual Agency Profile - Brunswick Transit System Inc. (NTD ID 41058)

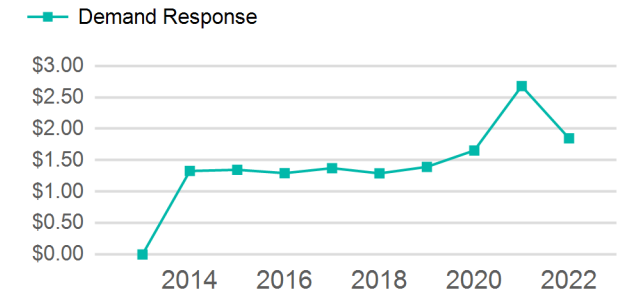
Mailing Address: 5040 MAIN ST
SHALLOTTE, NC 28470-4488

Website: <http://www.brunswicktransit.org>

Service Consumed

Annual Unlinked Trips (UPT) 27,633

Operating Expenses per Vehicle Revenue Mile



Assets

Revenue Vehicles 19
Service Vehicles 0
Facilities 1

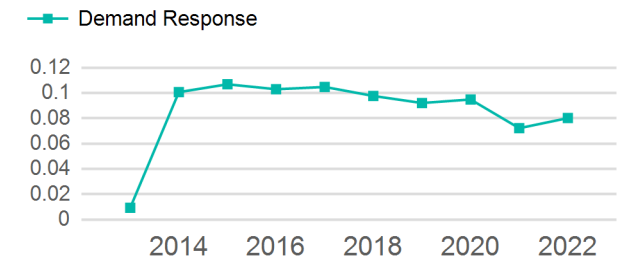
Service Supplied

Annual Vehicle Revenue Miles (VRM) 344,376
Annual Vehicle Revenue Hours (VRH) 10,699
Vehicles Operated in Maximum Service (VOMS) 10

Modal Characteristics

Mode	Annual Unlinked Passenger Trips	Directly Operated VOMS	Purchased Transportation VOMS	Annual Vehicle Revenue Miles	Annual Vehicle Revenue Hours
Demand Response	27,633	10	0	344,376	10,699
Total	27,633	10	0	344,376	10,699

Unlinked Passenger Trip per Vehicle Revenue Mile



Metrics

Mode	Service Efficiency		Service Effectiveness		
	OE per VRM	OE per VRH	UPT per VRM	UPT per VRH	OE per UPT
Demand Response	\$1.85	\$59.45	0.1	2.6	\$23.02
Total	\$1.85	\$59.45	0.1	2.6	\$23.02

2022 Annual Agency Profile - Brunswick Transit System Inc. (NTD ID 41058)

2022 Funding Breakdown

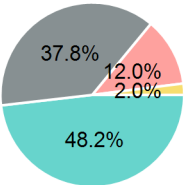
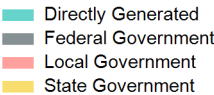
Summary of Operating Expenses (OE)

Sources of Operating Funds Expended

Operating Funding Sources

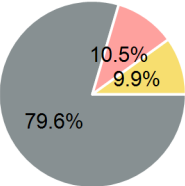
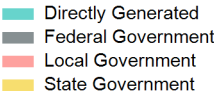
Mode	Operating Expenses	Fare Revenues
Demand Response	\$636,094	\$6,237
Total	\$636,094	\$6,237

Directly Generated	\$306,462
Federal Government	\$240,738
Local Government	\$76,330
State Government	\$12,564
Total Operating Funds Expended	\$636,094



Capital Funding Sources

Sources of Capital Funds Expended



Directly Generated	\$0
Federal Government	\$203,881
Local Government	\$26,886
State Government	\$25,485
Total Capital Funds Expended	\$256,252

2022 Asset Management

Transit Asset Management (TAM) Tier	Tier II	TAM Sponsor NTD ID	4R06
--	---------	---------------------------	------

Metrics

2022 Performance Measure - Asset - 2023 Target (% not in State of Good Repair)

Mode	Average Fleet Age in Years
Demand Response	4.2

Equipment - Automobiles - 20%
Equipment - Trucks and other Rubber Tire Vehicles - 20%
Facility - Administrative / Maintenance Facilities - 20%
Facility - Passenger / Parking Facilities - 20%
Rolling Stock - BU - Bus - 20%
Rolling Stock - CU - Cutaway - 20%
Rolling Stock - FB - Ferryboat - 20%
Rolling Stock - MV - Minivan - 20%
Rolling Stock - OR - Other - 20%
Rolling Stock - SB - School Bus - 20%
Rolling Stock - SV - Sports Utility Vehicle - 20%
Rolling Stock - VN - Van - 20%