

2022 Annual Agency Profile - Dare County (NTD ID 41045)

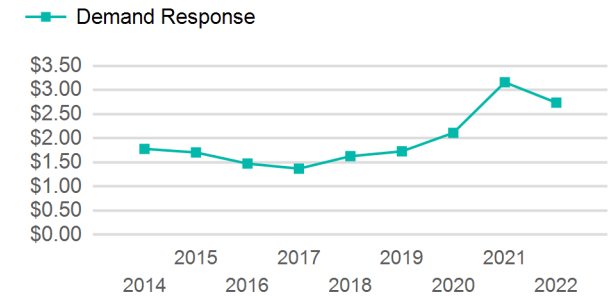
Mailing Address: 954 MARSHALL COLLINS DR
MANTEO, NC 27954-8007

Website: <http://darenc.com>

Service Consumed

Annual Unlinked Trips (UPT) 8,293

Operating Expenses per Vehicle Revenue Mile



Assets

Revenue Vehicles 10
Service Vehicles 1
Facilities 0

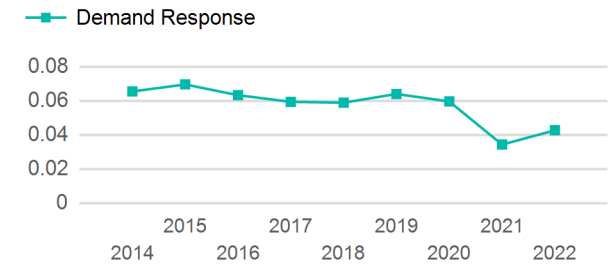
Service Supplied

Annual Vehicle Revenue Miles (VRM) 194,077
Annual Vehicle Revenue Hours (VRH) 11,190
Vehicles Operated in Maximum Service (VOMS) 5

Modal Characteristics

Mode	Annual Unlinked Passenger Trips	Directly Operated VOMS	Purchased Transportation VOMS	Annual Vehicle Revenue Miles	Annual Vehicle Revenue Hours
Demand Response	8,293	5	0	194,077	11,190
Total	8,293	5	0	194,077	11,190

Unlinked Passenger Trip per Vehicle Revenue Mile



Metrics

Mode	Service Efficiency		Service Effectiveness		
	OE per VRM	OE per VRH	UPT per VRM	UPT per VRH	OE per UPT
Demand Response	\$2.74	\$47.50	0.0	0.7	\$64.09
Total	\$2.74	\$47.50	0.0	0.7	\$64.09

2022 Annual Agency Profile - Dare County (NTD ID 41045)

2022 Funding Breakdown

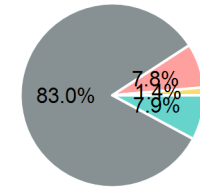
Summary of Operating Expenses (OE)

Mode	Operating Expenses	Fare Revenues
Demand Response	\$531,473	\$22,685
Total	\$531,473	\$22,685

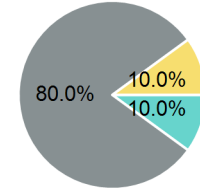
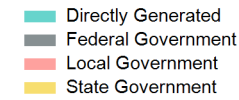
Sources of Operating Funds Expended

Directly Generated	\$41,821
Federal Government	\$440,947
Local Government	\$41,386
State Government	\$7,319
Total Operating Funds Expended	\$531,473

Operating Funding Sources



Capital Funding Sources



Sources of Capital Funds Expended

Directly Generated	\$2,224
Federal Government	\$17,784
Local Government	\$0
State Government	\$2,223
Total Capital Funds Expended	\$22,231

2022 Asset Management

Transit Asset Management (TAM) Tier	Tier II	TAM Sponsor NTD ID	4R06
--	---------	---------------------------	------

Metrics

2022 Performance Measure - Asset - 2023 Target (% not in State of Good Repair)

Equipment - Automobiles - 20%
Equipment - Trucks and other Rubber Tire Vehicles - 20%
Facility - Administrative / Maintenance Facilities - 20%
Facility - Passenger / Parking Facilities - 20%
Rolling Stock - BU - Bus - 20%
Rolling Stock - CU - Cutaway - 20%
Rolling Stock - FB - Ferryboat - 20%
Rolling Stock - MV - Minivan - 20%
Rolling Stock - OR - Other - 20%
Rolling Stock - SB - School Bus - 20%
Rolling Stock - SV - Sports Utility Vehicle - 20%
Rolling Stock - VN - Van - 20%

Mode	Average Fleet Age in Years
Demand Response	5.0