

# 2022 Annual Agency Profile - Beaufort County Developmental Center, Inc. (NTD ID 41034)

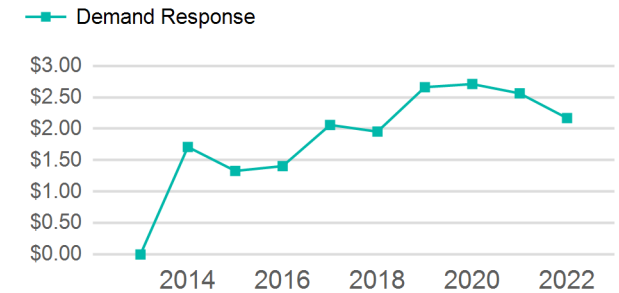
**Mailing Address:** 1534 W 5TH ST  
WASHINGTON, NC 27889-4108

**Website:** <http://www.bcdcsolutions.org>

## Service Consumed

Annual Unlinked Trips (UPT) 33,649

## Operating Expenses per Vehicle Revenue Mile



## Assets

Revenue Vehicles 14  
Service Vehicles 0  
Facilities 1

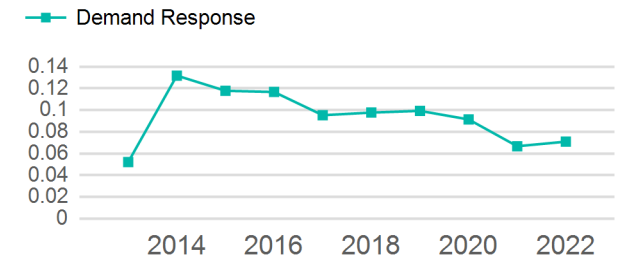
## Service Supplied

Annual Vehicle Revenue Miles (VRM) 474,896  
Annual Vehicle Revenue Hours (VRH) 25,036  
Vehicles Operated in Maximum Service (VOMS) 13

## Modal Characteristics

Mode	Annual Unlinked Passenger Trips	Directly Operated VOMS	Purchased Transportation VOMS	Annual Vehicle Revenue Miles	Annual Vehicle Revenue Hours
Demand Response	33,649	13	0	474,896	25,036
<b>Total</b>	<b>33,649</b>	<b>13</b>	<b>0</b>	<b>474,896</b>	<b>25,036</b>

## Unlinked Passenger Trip per Vehicle Revenue Mile



## Metrics

Mode	Service Efficiency		Service Effectiveness		
	OE per VRM	OE per VRH	UPT per VRM	UPT per VRH	OE per UPT
Demand Response	\$2.17	\$41.13	0.1	1.3	\$30.61
<b>Total</b>	<b>\$2.17</b>	<b>\$41.13</b>	<b>0.1</b>	<b>1.3</b>	<b>\$30.61</b>

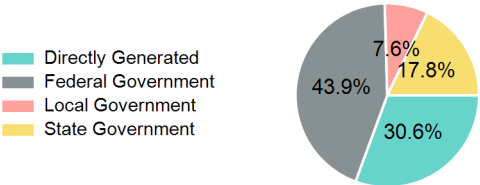
2022 Annual Agency Profile - Beaufort County Developmental Center, Inc. (NTD ID 41034)

2022 Funding Breakdown

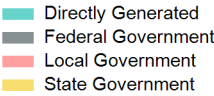
Summary of Operating Expenses (OE)

Sources of Operating Funds Expended

Operating Funding Sources



Capital Funding Sources



Sources of Capital Funds Expended

Directly Generated	\$0
Federal Government	\$0
Local Government	\$0
State Government	\$0

Total Capital Funds Expended \$0

2022 Asset Management

Transit Asset Management (TAM) Tier Tier II TAM Sponsor NTD ID 4R06

Metrics

Mode Average Fleet Age in Years

Demand Response 4.5

2022 Performance Measure - Asset - 2023 Target (% not in State of Good Repair)

- Equipment - Automobiles - 20%
- Equipment - Trucks and other Rubber Tire Vehicles - 20%
- Facility - Administrative / Maintenance Facilities - 20%
- Facility - Passenger / Parking Facilities - 20%
- Rolling Stock - BU - Bus - 20%
- Rolling Stock - CU - Cutaway - 20%
- Rolling Stock - FB - Ferryboat - 20%
- Rolling Stock - MV - Minivan - 20%
- Rolling Stock - OR - Other - 20%
- Rolling Stock - SB - School Bus - 20%
- Rolling Stock - SV - Sports Utility Vehicle - 20%
- Rolling Stock - VN - Van - 20%