

2022 Annual Agency Profile - Person County (NTD ID 41010)

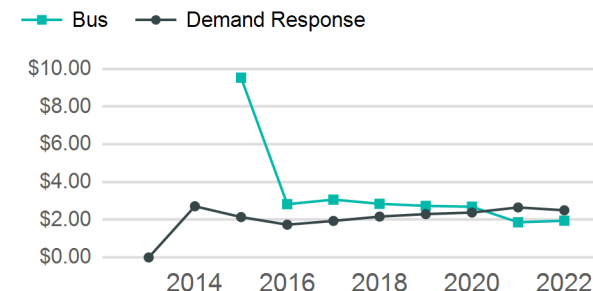
Mailing Address: 304 South Morgan Street, Room 204
Roxboro, NC 27573-5245

Website: <https://www.personcountync.gov/departments-services/departments-i-z/transportation-pats>

Service Consumed

Annual Unlinked Trips (UPT) 46,391

Operating Expenses per Vehicle Revenue Mile



Assets

Revenue Vehicles	14
Service Vehicles	1
Facilities	1

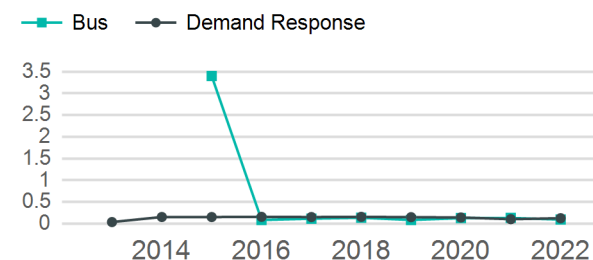
Service Supplied

Annual Vehicle Revenue Miles (VRM)	384,474
Annual Vehicle Revenue Hours (VRH)	24,480
Vehicles Operated in Maximum Service (VOMS)	15

Modal Characteristics

Mode	Annual Unlinked Passenger Trips	Directly Operated VOMS	Purchased Transportation VOMS	Annual Vehicle Revenue Miles	Annual Vehicle Revenue Hours
Demand Response	42,844	12	0	346,593	21,804
Bus	3,547	3	0	37,881	2,676
Total	46,391	15	0	384,474	24,480

Unlinked Passenger Trip per Vehicle Revenue Mile



Metrics

Mode	Service Efficiency		Service Effectiveness		
	OE per VRM	OE per VRH	UPT per VRM	UPT per VRH	OE per UPT
Demand Response	\$2.50	\$39.78	0.1	2.0	\$20.25
Bus	\$1.95	\$27.57	0.1	1.3	\$20.80
Total	\$2.45	\$38.45	0.1	1.9	\$20.29

2022 Annual Agency Profile - Person County (NTD ID 41010)

2022 Funding Breakdown

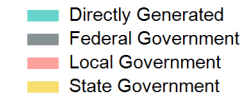
Summary of Operating Expenses (OE)

Mode	Operating Expenses	Fare Revenues
Demand Response	\$867,399	\$45,707
Bus	\$73,784	\$0
Total	\$941,183	\$45,707

Sources of Operating Funds Expended

Directly Generated	\$307,995
Federal Government	\$132,002
Local Government	\$369,278
State Government	\$131,908
Total Operating Funds Expended	\$941,183

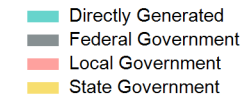
Operating Funding Sources



Capital Funding Sources

Sources of Capital Funds Expended

Directly Generated	\$0
Federal Government	\$0
Local Government	\$0
State Government	\$0
Total Capital Funds Expended	\$0



2022 Asset Management

Transit Asset Management (TAM) Tier	Tier II	TAM Sponsor NTD ID	4R06
--	---------	---------------------------	------

Metrics

2022 Performance Measure - Asset - 2023 Target (% not in State of Good Repair)

Equipment - Automobiles - 20%
Equipment - Trucks and other Rubber Tire Vehicles - 20%
Facility - Administrative / Maintenance Facilities - 20%
Facility - Passenger / Parking Facilities - 20%
Rolling Stock - BU - Bus - 20%
Rolling Stock - CU - Cutaway - 20%
Rolling Stock - FB - Ferryboat - 20%
Rolling Stock - MV - Minivan - 20%
Rolling Stock - OR - Other - 20%
Rolling Stock - SB - School Bus - 20%
Rolling Stock - SV - Sports Utility Vehicle - 20%
Rolling Stock - VN - Van - 20%

Mode	Average Fleet Age in Years
Demand Response	5.4
Bus	5.4