

2022 Annual Agency Profile - Caswell County (NTD ID 40996)

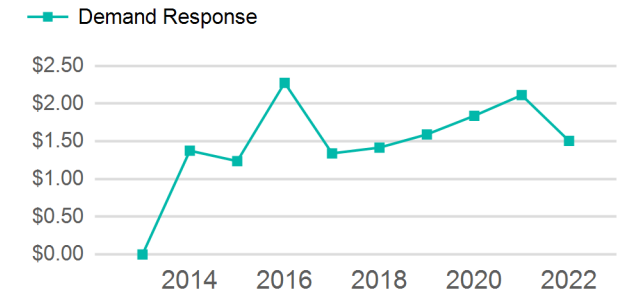
Mailing Address: 144 Court Sq
Yanceyville, NC 27379-8005

Website: <https://www.caswellcountync.gov/pview.aspx?id=8782&catid=600>

Service Consumed

Annual Unlinked Trips (UPT) 15,131

Operating Expenses per Vehicle Revenue Mile



Assets

Revenue Vehicles 10
Service Vehicles 0
Facilities 1

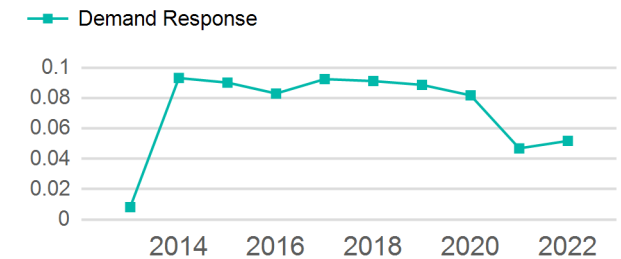
Service Supplied

Annual Vehicle Revenue Miles (VRM) 292,084
Annual Vehicle Revenue Hours (VRH) 11,101
Vehicles Operated in Maximum Service (VOMS) 8

Modal Characteristics

Mode	Annual Unlinked Passenger Trips	Directly Operated VOMS	Purchased Transportation VOMS	Annual Vehicle Revenue Miles	Annual Vehicle Revenue Hours
Demand Response	15,131	8	0	292,084	11,101
Total	15,131	8	0	292,084	11,101

Unlinked Passenger Trip per Vehicle Revenue Mile



Metrics

Mode	Service Efficiency		Service Effectiveness		
	OE per VRM	OE per VRH	UPT per VRM	UPT per VRH	OE per UPT
Demand Response	\$1.51	\$39.61	0.1	1.4	\$29.06
Total	\$1.51	\$39.61	0.1	1.4	\$29.06

2022 Annual Agency Profile - Caswell County (NTD ID 40996)

2022 Funding Breakdown

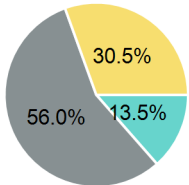
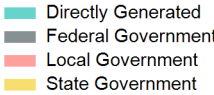
Summary of Operating Expenses (OE)

Mode	Operating Expenses	Fare Revenues
Demand Response	\$439,711	\$489
Total	\$439,711	\$489

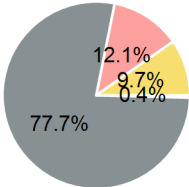
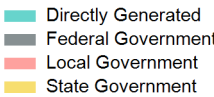
Sources of Operating Funds Expended

Directly Generated	\$59,292
Federal Government	\$246,094
Local Government	\$0
State Government	\$134,325
Total Operating Funds Expended	\$439,711

Operating Funding Sources



Capital Funding Sources



Sources of Capital Funds Expended

Directly Generated	\$489
Federal Government	\$92,666
Local Government	\$14,450
State Government	\$11,583
Total Capital Funds Expended	\$119,188

2022 Asset Management

Transit Asset Management (TAM) Tier	Tier II	TAM Sponsor NTD ID	4R06
-------------------------------------	---------	--------------------	------

Metrics

2022 Performance Measure - Asset - 2023 Target
(% not in State of Good Repair)

- Equipment - Automobiles - 20%
- Equipment - Trucks and other Rubber Tire Vehicles - 20%
- Facility - Administrative / Maintenance Facilities - 20%
- Facility - Passenger / Parking Facilities - 20%
- Rolling Stock - BU - Bus - 20%
- Rolling Stock - CU - Cutaway - 20%
- Rolling Stock - FB - Ferryboat - 20%
- Rolling Stock - MV - Minivan - 20%
- Rolling Stock - OR - Other - 20%
- Rolling Stock - SB - School Bus - 20%
- Rolling Stock - SV - Sports Utility Vehicle - 20%
- Rolling Stock - VN - Van - 20%

Mode	Average Fleet Age in Years
Demand Response	3.2