

2022 Annual Agency Profile - Polk County Transportation Authority (NTD ID 40934)

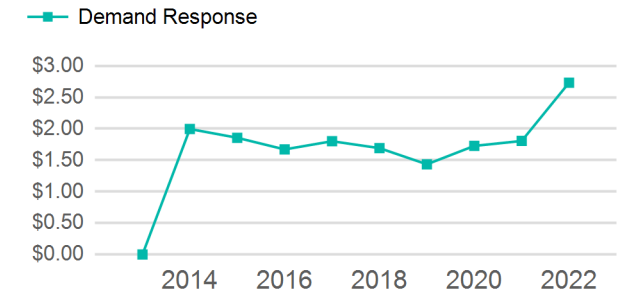
Mailing Address: 40 COURTHOUSE ST
COLUMBUS, NC 28722

Website: <http://www.polknc.org/departments/transportation>

Service Consumed

Annual Unlinked Trips (UPT) 18,640

Operating Expenses per Vehicle Revenue Mile



Assets

Revenue Vehicles 15
Service Vehicles 0
Facilities 1

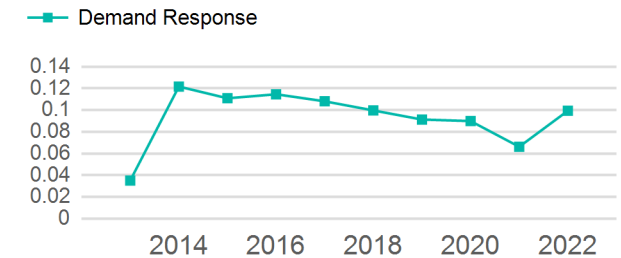
Service Supplied

Annual Vehicle Revenue Miles (VRM) 187,504
Annual Vehicle Revenue Hours (VRH) 12,282
Vehicles Operated in Maximum Service (VOMS) 8

Modal Characteristics

Mode	Annual Unlinked Passenger Trips	Directly Operated VOMS	Purchased Transportation VOMS	Annual Vehicle Revenue Miles	Annual Vehicle Revenue Hours
Demand Response	18,640	8	0	187,504	12,282
Total	18,640	8	0	187,504	12,282

Unlinked Passenger Trip per Vehicle Revenue Mile



Metrics

Mode	Service Efficiency		Service Effectiveness		
	OE per VRM	OE per VRH	UPT per VRM	UPT per VRH	OE per UPT
Demand Response	\$2.73	\$41.72	0.1	1.5	\$27.49
Total	\$2.73	\$41.72	0.1	1.5	\$27.49

2022 Annual Agency Profile - Polk County Transportation Authority (NTD ID 40934)

2022 Funding Breakdown


Summary of Operating Expenses (OE)

Mode	Operating Expenses	Fare Revenues
Demand Response	\$512,458	\$8,625
Total	\$512,458	\$8,625

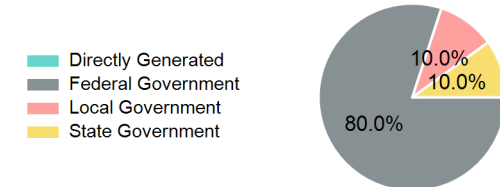
Sources of Operating Funds Expended

Directly Generated	\$74,431
Federal Government	\$316,165
Local Government	\$113,285
State Government	\$8,577
Total Operating Funds Expended	\$512,458

Operating Funding Sources



Capital Funding Sources



Sources of Capital Funds Expended

Directly Generated	\$0
Federal Government	\$1,780
Local Government	\$222
State Government	\$222
Total Capital Funds Expended	\$2,224

2022 Asset Management

Transit Asset Management (TAM) Tier	Tier II	TAM Sponsor NTD ID	4R06
--	---------	---------------------------	------

Metrics

2022 Performance Measure - Asset - 2023 Target (% not in State of Good Repair)

Equipment - Automobiles - 20%
 Equipment - Trucks and other Rubber Tire Vehicles - 20%
 Facility - Administrative / Maintenance Facilities - 20%
 Facility - Passenger / Parking Facilities - 20%
 Rolling Stock - BU - Bus - 20%
 Rolling Stock - CU - Cutaway - 20%
 Rolling Stock - FB - Ferryboat - 20%
 Rolling Stock - MV - Minivan - 20%
 Rolling Stock - OR - Other - 20%
 Rolling Stock - SB - School Bus - 20%
 Rolling Stock - SV - Sports Utility Vehicle - 20%
 Rolling Stock - VN - Van - 20%

Mode	Average Fleet Age in Years
Demand Response	5.1