

2022 Annual Agency Profile - Escambia County Commission (NTD ID 40926)

Mailing Address: 314 BELLEVILLE AVE STE 201
BREWTON, AL 36426-2015

Website: <http://www.co.escambia.al.us>

Service Consumed

Annual Unlinked Trips (UPT) 12,641

Assets

Revenue Vehicles 10
Service Vehicles 0
Facilities 0

Service Supplied

Annual Vehicle Revenue Miles (VRM) 40,438
Annual Vehicle Revenue Hours (VRH) 2,669
Vehicles Operated in Maximum Service (VOMS) 8

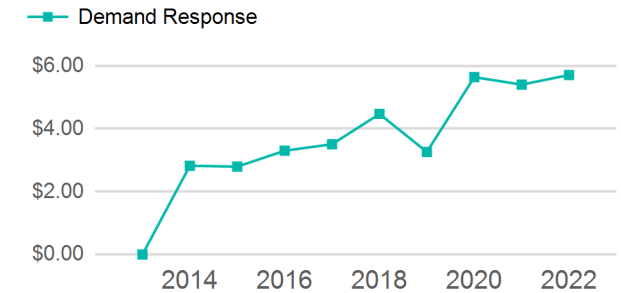
Modal Characteristics

Mode	Annual Unlinked Passenger Trips	Directly Operated VOMS	Purchased Transportation VOMS	Annual Vehicle Revenue Miles	Annual Vehicle Revenue Hours
Demand Response	12,641	8	0	40,438	2,669
Total	12,641	8	0	40,438	2,669

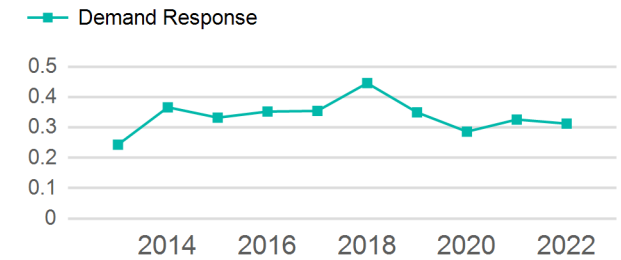
Metrics

Mode	Service Efficiency		Service Effectiveness		
	OE per VRM	OE per VRH	UPT per VRM	UPT per VRH	OE per UPT
Demand Response	\$5.71	\$86.51	0.3	4.7	\$18.27
Total	\$5.71	\$86.51	0.3	4.7	\$18.27

Operating Expenses per Vehicle Revenue Mile



Unlinked Passenger Trip per Vehicle Revenue Mile



2022 Annual Agency Profile - Escambia County Commission (NTD ID 40926)

2022 Funding Breakdown

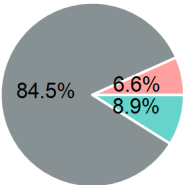
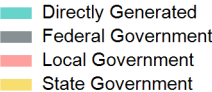
Summary of Operating Expenses (OE)

Sources of Operating Funds Expended

Operating Funding Sources

Mode	Operating Expenses	Fare Revenues
Demand Response	\$230,899	\$20,500
Total	\$230,899	\$20,500

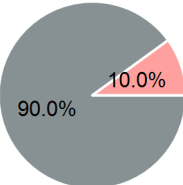
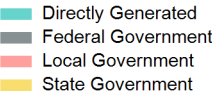
Directly Generated	\$20,500
Federal Government	\$195,067
Local Government	\$15,332
State Government	\$0
Total Operating Funds Expended	\$230,899



Capital Funding Sources

Sources of Capital Funds Expended

Directly Generated	\$0
Federal Government	\$110,560
Local Government	\$12,284
State Government	\$0
Total Capital Funds Expended	\$122,844



2022 Asset Management

Transit Asset Management (TAM) Tier	Tier II	TAM Sponsor NTD ID	4R01
-------------------------------------	---------	--------------------	------

Metrics

2022 Performance Measure - Asset - 2023 Target (% not in State of Good Repair)

Mode	Average Fleet Age in Years
Demand Response	6.1

Equipment - Trucks and other Rubber Tire Vehicles - 40%
Facility - Administrative / Maintenance Facilities - 20%
Facility - Passenger / Parking Facilities - 20%
Rolling Stock - BU - Bus - 50%
Rolling Stock - CU - Cutaway - 49%
Rolling Stock - MV - Minivan - 38%
Rolling Stock - VN - Van - 63%