

2022 Annual Agency Profile - Macon County Transit (NTD ID 40903)

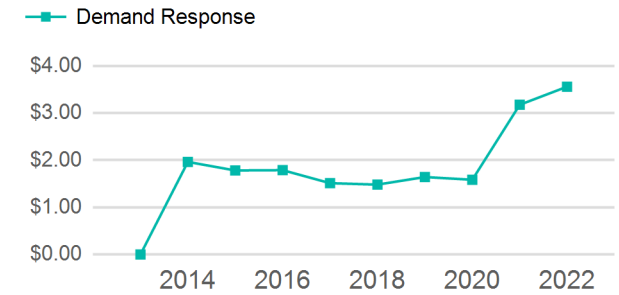
Mailing Address: 121 S SUMTER ST
OGLETHORPE, GA 31068-9102

Website: <https://www.maconcountyga.gov/transit.cfm>

Service Consumed

Annual Unlinked Trips (UPT) 4,636

Operating Expenses per Vehicle Revenue Mile



Assets

Revenue Vehicles 3
Service Vehicles 0
Facilities 0

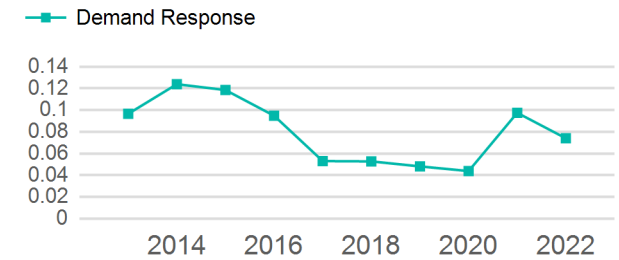
Service Supplied

Annual Vehicle Revenue Miles (VRM) 62,626
Annual Vehicle Revenue Hours (VRH) 3,046
Vehicles Operated in Maximum Service (VOMS) 3

Modal Characteristics

Mode	Annual Unlinked Passenger Trips	Directly Operated VOMS	Purchased Transportation VOMS	Annual Vehicle Revenue Miles	Annual Vehicle Revenue Hours
Demand Response	4,636	0	3	62,626	3,046
Total	4,636	0	3	62,626	3,046

Unlinked Passenger Trip per Vehicle Revenue Mile



Metrics

Mode	Service Efficiency		Service Effectiveness		
	OE per VRM	OE per VRH	UPT per VRM	UPT per VRH	OE per UPT
Demand Response	\$3.56	\$73.16	0.1	1.5	\$48.07
Total	\$3.56	\$73.16	0.1	1.5	\$48.07

2022 Annual Agency Profile - Macon County Transit (NTD ID 40903)

2022 Funding Breakdown

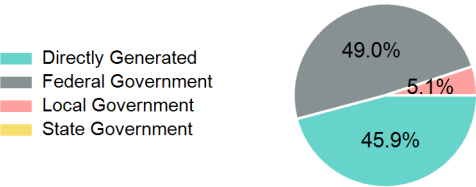
Summary of Operating Expenses (OE)

Sources of Operating Funds Expended

Operating Funding Sources

Mode	Operating Expenses	Fare Revenues
Demand Response	\$222,855	\$4,235
Total	\$222,855	\$4,235

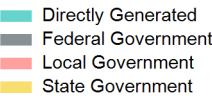
Directly Generated	\$102,203
Federal Government	\$109,310
Local Government	\$11,342
State Government	\$0
Total Operating Funds Expended	\$222,855



Capital Funding Sources

Sources of Capital Funds Expended

Directly Generated	\$0
Federal Government	\$0
Local Government	\$0
State Government	\$0
Total Capital Funds Expended	\$0



2022 Asset Management

Transit Asset Management (TAM) Tier	Tier II	TAM Sponsor NTD ID	4R03
-------------------------------------	---------	--------------------	------

Metrics

2022 Performance Measure - Asset - 2023 Target
(% not in State of Good Repair)

Equipment - Automobiles - 10%
Equipment - Trucks and other Rubber Tire Vehicles - 10%
Facility - Administrative / Maintenance Facilities - 25%
Facility - Passenger / Parking Facilities - 10%
Rolling Stock - AO - Automobile - 10%
Rolling Stock - BU - Bus - 12%
Rolling Stock - CU - Cutaway - 53%
Rolling Stock - MV - Minivan - 10%
Rolling Stock - SB - School Bus - 25%
Rolling Stock - VN - Van - 10%

Mode	Average Fleet Age in Years
Demand Response	4.0