

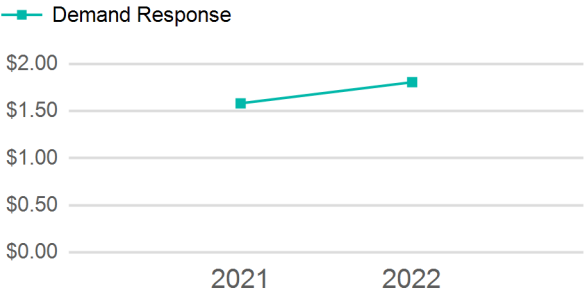
2022 Annual Agency Profile - Brevard Alzheimer's Foundation Inc. (NTD ID 40273)

Mailing Address: 4676 N WICKHAM RD
MELBOURNE, FL 32935-7103

Website: <https://brevardalz.org/senior-transportation/>

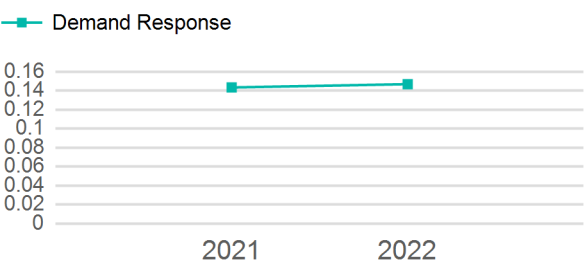
Geographic Coverage		Service Consumed	
Primary Urbanized/Rural Area	Palm Bay--Melbourne, FL	Annual Unlinked Trips (UPT)	32,230
Service Area Population	615,420		
Service Area Sq. Miles	1,557		
Other Areas Served:			
Titusville, FL,Florida Non-UZA			
Assets		Service Supplied	
Revenue Vehicles	15	Annual Vehicle Revenue Miles (VRM)	219,371
Service Vehicles	0	Annual Vehicle Revenue Hours (VRH)	8,868
Facilities	1	Vehicles Operated in Maximum Service (VOMS)	16

Operating Expenses per Vehicle Revenue Mile



Modal Characteristics					
Mode	Annual Unlinked Passenger Trips	Directly Operated VOMS	Purchased Transportation VOMS	Annual Vehicle Revenue Miles	Annual Vehicle Revenue Hours
Demand Response	32,230	16	0	219,371	8,868
Total	32,230	16	0	219,371	8,868

Unlinked Passenger Trip per Vehicle Revenue Mile



Metrics	Service Efficiency		Service Effectiveness		
	OE per VRM	OE per VRH	UPT per VRM	UPT per VRH	OE per UPT
Demand Response	\$1.81	\$44.66	0.1	3.6	\$12.29
Total	\$1.81	\$44.66	0.1	3.6	\$12.29

2022 Annual Agency Profile - Brevard Alzheimer's Foundation Inc. (NTD ID 40273)

2022 Funding Breakdown

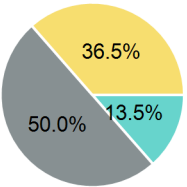
Summary of Operating Expenses (OE)

Sources of Operating Funds Expended

Operating Funding Sources

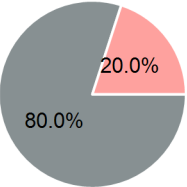
Mode	Operating Expenses	Fare Revenues
Demand Response	\$396,085	\$53,449
Total	\$396,085	\$53,449

Directly Generated	\$53,449
Federal Government	\$198,131
Local Government	\$0
State Government	\$144,505
Total Operating Funds Expended	\$396,085



Capital Funding Sources

Sources of Capital Funds Expended



Directly Generated	\$0
Federal Government	\$135,951
Local Government	\$33,988
State Government	\$0
Total Capital Funds Expended	\$169,939

2022 Asset Management

Transit Asset Management (TAM) Tier

Tier II

TAM Sponsor NTD ID

A0027

Metrics

2022 Performance Measure - Asset - 2023 Target
(% not in State of Good Repair)

Mode	Average Fleet Age in Years
Demand Response	4.0