

2022 Annual Agency Profile - Civic Volunteer Organization of Barefoot Bay (NTD ID 40272)

Mailing Address: 935 Barefoot Blvd Unit 5
Barefoot Bay, FL 32976

Website:

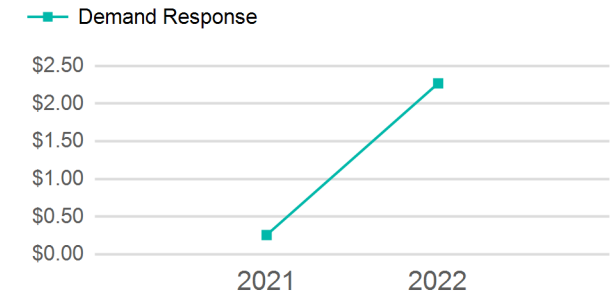
Geographic Coverage

Primary Urbanized/Rural Area Palm Bay--Melbourne, FL
Service Area Population 10,000
Service Area Sq. Miles 10
Other Areas Served:

Service Consumed

Annual Unlinked Trips (UPT) 630

Operating Expenses per Vehicle Revenue Mile



Assets

Revenue Vehicles 1
Service Vehicles 0
Facilities 0

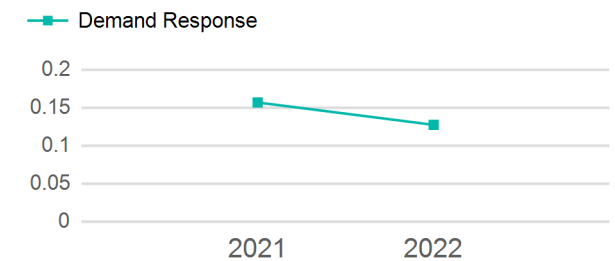
Service Supplied

Annual Vehicle Revenue Miles (VRM) 4,945
Annual Vehicle Revenue Hours (VRH) 735
Vehicles Operated in Maximum Service (VOMS) 1

Modal Characteristics

| Mode | Annual Unlinked Passenger Trips | Directly Operated VOMS | Purchased Transportation VOMS | Annual Vehicle Revenue Miles | Annual Vehicle Revenue Hours |
|-----------------|---------------------------------|------------------------|-------------------------------|------------------------------|------------------------------|
| Demand Response | 630 | 1 | 0 | 4,945 | 735 |
| Total | 630 | 1 | 0 | 4,945 | 735 |

Unlinked Passenger Trip per Vehicle Revenue Mile



| Metrics | Service Efficiency | | Service Effectiveness | | |
|-----------------|--------------------|----------------|-----------------------|-------------|----------------|
| | OE per VRM | OE per VRH | UPT per VRM | UPT per VRH | OE per UPT |
| Demand Response | \$2.27 | \$15.27 | 0.1 | 0.9 | \$17.81 |
| Total | \$2.27 | \$15.27 | 0.1 | 0.9 | \$17.81 |

2022 Annual Agency Profile - Civic Volunteer Organization of Barefoot Bay (NTD ID 40272)

2022 Funding Breakdown

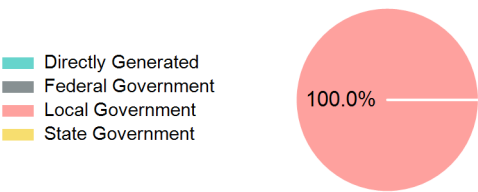
Summary of Operating Expenses (OE)

Sources of Operating Funds Expended

Operating Funding Sources

| Mode | Operating Expenses | Fare Revenues |
|-----------------|--------------------|---------------|
| Demand Response | \$11,220 | \$0 |
| Total | \$11,220 | \$0 |

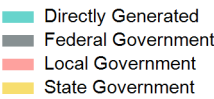
| | |
|--------------------------------|----------|
| Directly Generated | \$0 |
| Federal Government | \$0 |
| Local Government | \$11,220 |
| State Government | \$0 |
| Total Operating Funds Expended | \$11,220 |



Capital Funding Sources

Sources of Capital Funds Expended

| | |
|------------------------------|-----|
| Directly Generated | \$0 |
| Federal Government | \$0 |
| Local Government | \$0 |
| State Government | \$0 |
| Total Capital Funds Expended | \$0 |



2022 Asset Management

| | | | |
|-------------------------------------|---------|--------------------|-------|
| Transit Asset Management (TAM) Tier | Tier II | TAM Sponsor NTD ID | A0027 |
|-------------------------------------|---------|--------------------|-------|

Metrics

2022 Performance Measure - Asset - 2023 Target
(% not in State of Good Repair)

| Mode | Average Fleet Age in Years |
|-----------------|----------------------------|
| Demand Response | 4.0 |