

2022 Annual Agency Profile - Municipality of Añasco (NTD ID 40269)

Mailing Address: 65 CALLE 65 INFANTERIA
ANASCO, PR 00610-2909

Website:

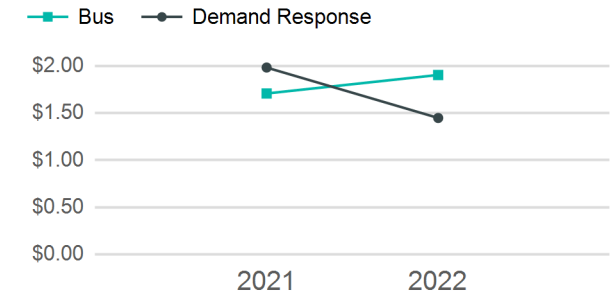
Geographic Coverage

Primary Urbanized/Rural Area Aguadilla--Isabela--San Sebastián, PR
Service Area Population 26,161
Service Area Sq. Miles 39
Other Areas Served:

Service Consumed

Annual Unlinked Trips (UPT) 6,555

Operating Expenses per Vehicle Revenue Mile



Assets

Revenue Vehicles 5
Service Vehicles 0
Facilities 2

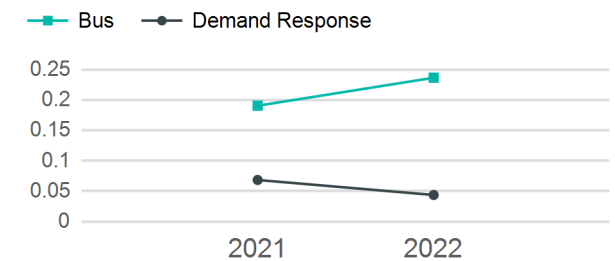
Service Supplied

Annual Vehicle Revenue Miles (VRM) 40,937
Annual Vehicle Revenue Hours (VRH) 8,943
Vehicles Operated in Maximum Service (VOMS) 5

Modal Characteristics

Mode	Annual Unlinked Passenger Trips	Directly Operated VOMS	Purchased Transportation VOMS	Annual Vehicle Revenue Miles	Annual Vehicle Revenue Hours
Demand Response	713	2	0	16,271	3,577
Bus	5,842	3	0	24,666	5,366
Total	6,555	5	0	40,937	8,943

Unlinked Passenger Trip per Vehicle Revenue Mile



Metrics

Service Efficiency

Service Effectiveness

Mode	OE per VRM	OE per VRH	UPT per VRM	UPT per VRH	OE per UPT
Demand Response	\$2.90	\$13.17	0.0	0.2	\$66.07
Bus	\$3.81	\$17.50	0.2	1.1	\$16.08
Total	\$3.45	\$15.77	0.2	0.7	\$21.51

2022 Annual Agency Profile - Municipality of Añasco (NTD ID 40269)

2022 Funding Breakdown

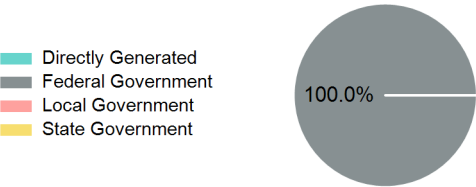
Summary of Operating Expenses (OE)

Sources of Operating Funds Expended

Operating Funding Sources

Mode	Operating Expenses	Fare Revenues
Demand Response	\$47,109	\$0
Bus	\$93,921	\$0
Total	\$141,030	\$0

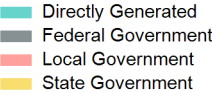
Directly Generated	\$0
Federal Government	\$141,030
Local Government	\$0
State Government	\$0
Total Operating Funds Expended	\$141,030



Capital Funding Sources

Sources of Capital Funds Expended

Directly Generated	\$0
Federal Government	\$0
Local Government	\$0
State Government	\$0
Total Capital Funds Expended	\$0



2022 Asset Management

Transit Asset Management (TAM) Tier	Tier II	TAM Sponsor NTD ID	4R09
-------------------------------------	---------	--------------------	------

Metrics

2022 Performance Measure - Asset - 2023 Target
(% not in State of Good Repair)

Mode	Average Fleet Age in Years
Demand Response	5.0
Bus	5.0