

2022 Annual Agency Profile - Town of Lauderdale-By-The-Sea (NTD ID 40260)

Mailing Address: 4501 N OCEAN DR
LAUDERDALE BY THE SEA, FL 33308-3610

Website: <https://www.lauderdalebythesea-fl.gov/235/pelican-hopper-shuttle>

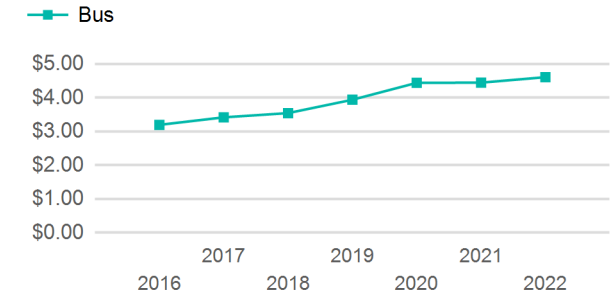
Geographic Coverage

Primary Urbanized/Rural Area Miami--Fort Lauderdale, FL
Service Area Population 6,460
Service Area Sq. Miles 2
Other Areas Served:

Service Consumed

Annual Unlinked Trips (UPT) 12,774

Operating Expenses per Vehicle Revenue Mile



Assets

Revenue Vehicles 1
Service Vehicles 0
Facilities 0

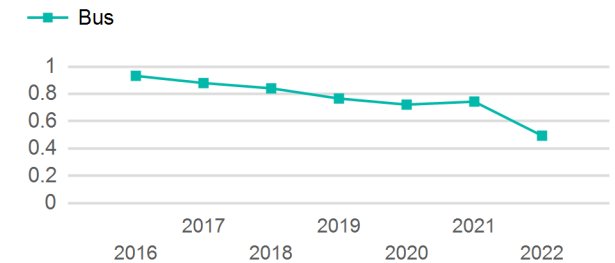
Service Supplied

Annual Vehicle Revenue Miles (VRM) 25,846
Annual Vehicle Revenue Hours (VRH) 2,539
Vehicles Operated in Maximum Service (VOMS) 1

Modal Characteristics

Mode	Annual Unlinked Passenger Trips	Directly Operated VOMS	Purchased Transportation VOMS	Annual Vehicle Revenue Miles	Annual Vehicle Revenue Hours
Bus	12,774	0	1	25,846	2,539
Total	12,774	0	1	25,846	2,539

Unlinked Passenger Trip per Vehicle Revenue Mile



Metrics	Service Efficiency		Service Effectiveness		
	OE per VRM	OE per VRH	UPT per VRM	UPT per VRH	OE per UPT
Bus	\$4.61	\$46.89	0.5	5.0	\$9.32
Total	\$4.61	\$46.89	0.5	5.0	\$9.32

2022 Annual Agency Profile - Town of Lauderdale-By-The-Sea (NTD ID 40260)

2022 Funding Breakdown

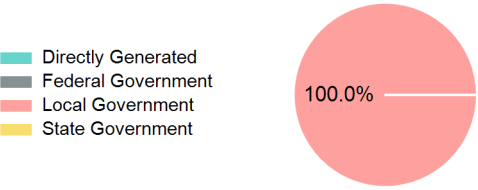
Summary of Operating Expenses (OE)

Sources of Operating Funds Expended

Operating Funding Sources

Mode	Operating Expenses	Fare Revenues
Bus	\$119,066	\$0
Total	\$119,066	\$0

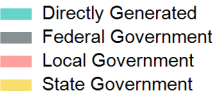
Directly Generated	\$0
Federal Government	\$0
Local Government	\$126,162
State Government	\$0
Total Operating Funds Expended	\$126,162



Capital Funding Sources

Sources of Capital Funds Expended

Directly Generated	\$0
Federal Government	\$0
Local Government	\$0
State Government	\$0
Total Capital Funds Expended	\$0



2022 Asset Management

Transit Asset Management (TAM) Tier Tier II

TAM Sponsor NTD ID

Metrics

2022 Performance Measure - Asset - 2023 Target
(% not in State of Good Repair)

Rolling Stock - CU - Cutaway - 0%

Mode	Average Fleet Age in Years
Bus	3.0