

2022 Annual Agency Profile - City of Margate (NTD ID 40256)

Mailing Address: 5790 MARGATE BLVD
MARGATE, FL 33063-3614

Website: <https://www.margatefl.com/316/community-bus-service>

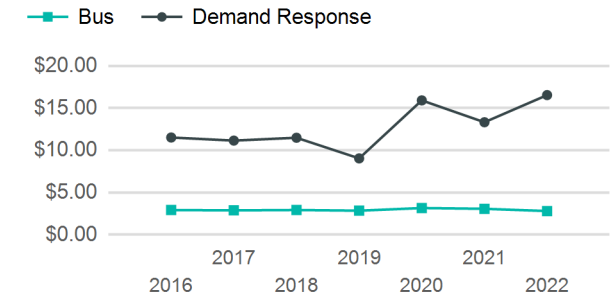
Geographic Coverage

Primary Urbanized/Rural Area Miami--Fort Lauderdale, FL
Service Area Population 59,100
Service Area Sq. Miles 9
Other Areas Served:

Service Consumed

Annual Unlinked Trips (UPT) 81,492

Operating Expenses per Vehicle Revenue Mile



Assets

Revenue Vehicles 12
Service Vehicles 0
Facilities 0

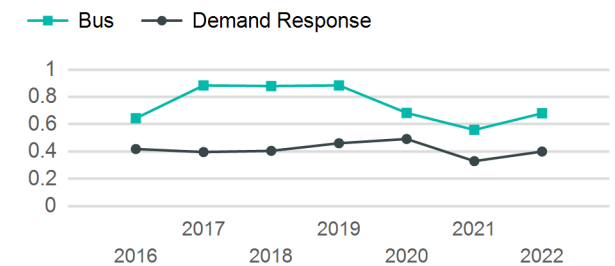
Service Supplied

Annual Vehicle Revenue Miles (VRM) 130,554
Annual Vehicle Revenue Hours (VRH) 9,713
Vehicles Operated in Maximum Service (VOMS) 10

Modal Characteristics

Mode	Annual Unlinked Passenger Trips	Directly Operated VOMS	Purchased Transportation VOMS	Annual Vehicle Revenue Miles	Annual Vehicle Revenue Hours
Demand Response	10,428	7	0	26,075	2,433
Bus	71,064	0	3	104,479	7,280
Total	81,492	7	3	130,554	9,713

Unlinked Passenger Trip per Vehicle Revenue Mile



Metrics

Mode	Service Efficiency		Service Effectiveness		
	OE per VRM	OE per VRH	UPT per VRM	UPT per VRH	OE per UPT
Demand Response	\$16.54	\$177.26	0.4	4.3	\$41.36
Bus	\$2.81	\$40.28	0.7	9.8	\$4.13
Total	\$5.55	\$74.59	0.6	8.4	\$8.89

2022 Annual Agency Profile - City of Margate (NTD ID 40256)

2022 Funding Breakdown

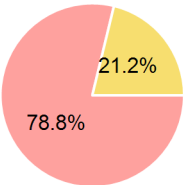
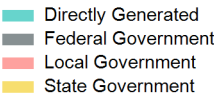
Summary of Operating Expenses (OE)

Sources of Operating Funds Expended

Operating Funding Sources

Mode	Operating Expenses	Fare Revenues
Demand Response	\$431,275	\$0
Bus	\$293,263	\$0
Total	\$724,538	\$0

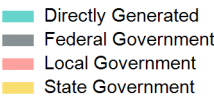
Directly Generated	\$0
Federal Government	\$0
Local Government	\$587,707
State Government	\$158,119
Total Operating Funds Expended	\$745,826



Capital Funding Sources

Sources of Capital Funds Expended

Directly Generated	\$0
Federal Government	\$0
Local Government	\$0
State Government	\$0
Total Capital Funds Expended	\$0



2022 Asset Management

Transit Asset Management (TAM) Tier Tier II

TAM Sponsor NTD ID

Metrics

2022 Performance Measure - Asset - 2023 Target
(% not in State of Good Repair)

Mode	Average Fleet Age in Years
Demand Response	7.3
Bus	1.8