

2022 Annual Agency Profile - Town of Hillsboro Beach (NTD ID 40248)

Mailing Address: 1210 HILLSBORO MILE # A1A
HILLSBORO BEACH, FL 33062-1420

Website: <http://www.townofhillsborobeach.com/206/community-shuttle-schedule>

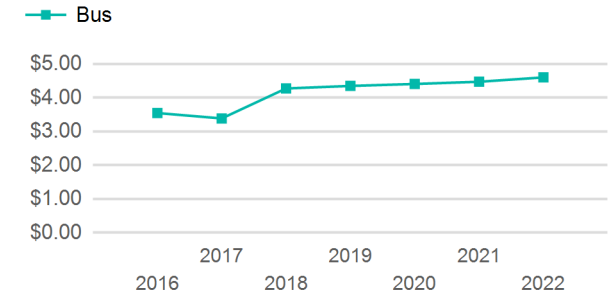
Geographic Coverage

Primary Urbanized/Rural Area Miami--Fort Lauderdale, FL
Service Area Population 2,004
Service Area Sq. Miles 2
Other Areas Served:

Service Consumed

Annual Unlinked Trips (UPT) 6,574

Operating Expenses per Vehicle Revenue Mile



Assets

Revenue Vehicles 1
Service Vehicles 0
Facilities 0

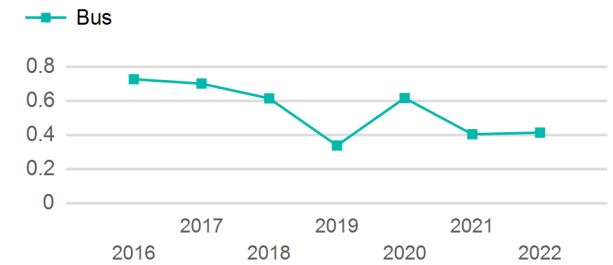
Service Supplied

Annual Vehicle Revenue Miles (VRM) 15,914
Annual Vehicle Revenue Hours (VRH) 1,342
Vehicles Operated in Maximum Service (VOMS) 1

Modal Characteristics

Mode	Annual Unlinked Passenger Trips	Directly Operated VOMS	Purchased Transportation VOMS	Annual Vehicle Revenue Miles	Annual Vehicle Revenue Hours
Bus	6,574	0	1	15,914	1,342
Total	6,574	0	1	15,914	1,342

Unlinked Passenger Trip per Vehicle Revenue Mile



Metrics

Mode	Service Efficiency		Service Effectiveness		
	OE per VRM	OE per VRH	UPT per VRM	UPT per VRH	OE per UPT
Bus	\$4.60	\$54.55	0.4	4.9	\$11.13
Total	\$4.60	\$54.55	0.4	4.9	\$11.13

2022 Annual Agency Profile - Town of Hillsboro Beach (NTD ID 40248)

2022 Funding Breakdown

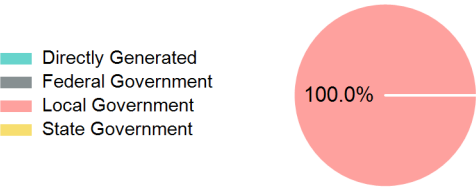
Summary of Operating Expenses (OE)

Sources of Operating Funds Expended

Operating Funding Sources

Mode	Operating Expenses	Fare Revenues
Bus	\$73,200	\$0
Total	\$73,200	\$0

Directly Generated	\$0
Federal Government	\$0
Local Government	\$74,621
State Government	\$0
Total Operating Funds Expended	\$74,621



Capital Funding Sources

Sources of Capital Funds Expended

Directly Generated	\$0
Federal Government	\$0
Local Government	\$0
State Government	\$0
Total Capital Funds Expended	\$0



2022 Asset Management

Transit Asset Management (TAM) Tier Tier II

TAM Sponsor NTD ID

Metrics

2022 Performance Measure - Asset - 2023 Target
(% not in State of Good Repair)

Mode	Average Fleet Age in Years
Bus	1.0