

# 2022 Annual Agency Profile - Onslow United Transit System (NTD ID 40227)

**Mailing Address:** 605 NEW BRIDGE ST  
JACKSONVILLE, NC 28540-5432

**Website:** <http://www.onslowunitedtransit.org/>

## Geographic Coverage

**Primary Urbanized/Rural Area** Jacksonville, NC  
**Service Area Population** 190,187  
**Service Area Sq. Miles** 795  
**Other Areas Served:**  
North Carolina Non-UZA

## Assets

**Revenue Vehicles** 20  
**Service Vehicles** 0  
**Facilities** 0

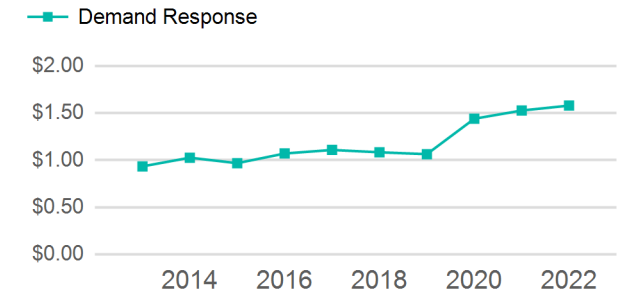
## Service Consumed

**Annual Unlinked Trips (UPT)** 62,642

## Service Supplied

**Annual Vehicle Revenue Miles (VRM)** 492,851  
**Annual Vehicle Revenue Hours (VRH)** 22,902  
**Vehicles Operated in Maximum Service (VOMS)** 20

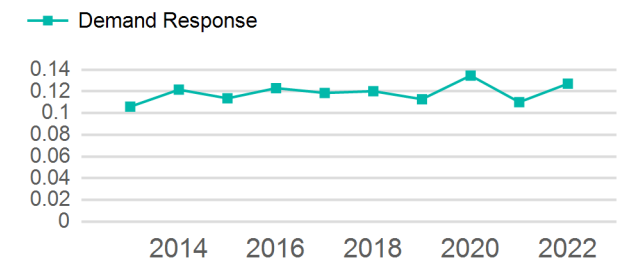
## Operating Expenses per Vehicle Revenue Mile



## Modal Characteristics

Mode	Annual Unlinked Passenger Trips	Directly Operated VOMS	Purchased Transportation VOMS	Annual Vehicle Revenue Miles	Annual Vehicle Revenue Hours
Demand Response	62,642	20	0	492,851	22,902
<b>Total</b>	<b>62,642</b>	<b>20</b>	<b>0</b>	<b>492,851</b>	<b>22,902</b>

## Unlinked Passenger Trip per Vehicle Revenue Mile



Metrics	Service Efficiency		Service Effectiveness		
	OE per VRM	OE per VRH	UPT per VRM	UPT per VRH	OE per UPT
Demand Response	\$3.16	\$67.95	0.1	2.7	\$24.84
<b>Total</b>	<b>\$3.16</b>	<b>\$67.95</b>	<b>0.1</b>	<b>2.7</b>	<b>\$24.84</b>

2022 Annual Agency Profile - Onslow United Transit System (NTD ID 40227)

2022 Funding Breakdown

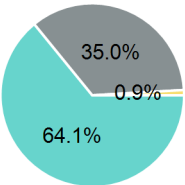
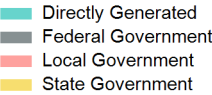
Summary of Operating Expenses (OE)

Sources of Operating Funds Expended

Operating Funding Sources

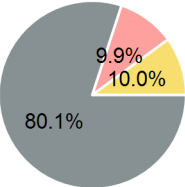
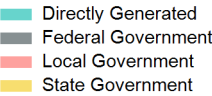
Mode	Operating Expenses	Fare Revenues
Demand Response	\$1,556,110	\$958,921
Total	\$1,556,110	\$958,921

Directly Generated	\$1,007,368
Federal Government	\$549,705
Local Government	\$0
State Government	\$14,451
Total Operating Funds Expended	\$1,571,524



Capital Funding Sources

Sources of Capital Funds Expended



Total Capital Funds Expended	\$411,510
------------------------------	-----------

2022 Asset Management

Transit Asset Management (TAM) Tier	Tier II	TAM Sponsor NTD ID	4R06
-------------------------------------	---------	--------------------	------

Metrics

2022 Performance Measure - Asset - 2023 Target  
(% not in State of Good Repair)

Mode	Average Fleet Age in Years
Demand Response	3.0