

2022 Annual Agency Profile - Cumberland County (NTD ID 40223)

Mailing Address: 117 DICK ST
FAYETTEVILLE, NC 28301-5763

Website: <http://www.co.cumberland.nc.us/departments/planning-group/planning/ctp>

Geographic Coverage

Primary Urbanized/Rural Area Fayetteville, NC
Service Area Population 329,403
Service Area Sq. Miles 658
Other Areas Served: North Carolina Non-UZA

Assets

Revenue Vehicles 24
Service Vehicles 0
Facilities 0

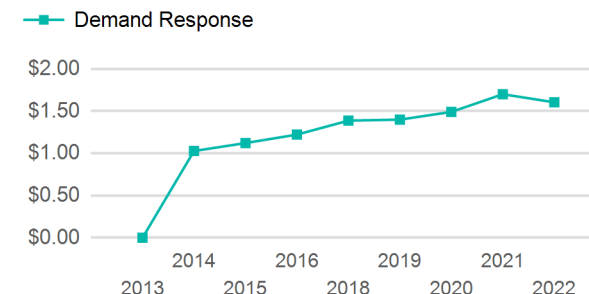
Service Consumed

Annual Unlinked Trips (UPT) 27,293

Service Supplied

Annual Vehicle Revenue Miles (VRM) 274,475
Annual Vehicle Revenue Hours (VRH) 11,042
Vehicles Operated in Maximum Service (VOMS) 12

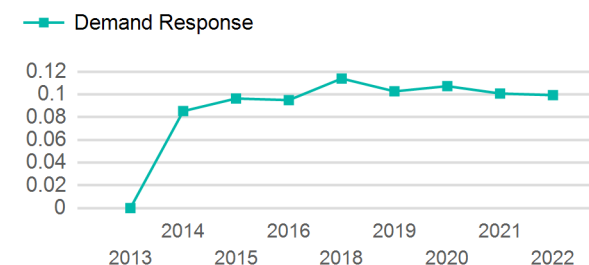
Operating Expenses per Vehicle Revenue Mile



Modal Characteristics

Mode	Annual Unlinked Passenger Trips	Directly Operated VOMS	Purchased Transportation VOMS	Annual Vehicle Revenue Miles	Annual Vehicle Revenue Hours
Demand Response	27,293	0	12	274,475	11,042
Total	27,293	0	12	274,475	11,042

Unlinked Passenger Trip per Vehicle Revenue Mile



Metrics

Mode	Service Efficiency		Service Effectiveness		
	OE per VRM	OE per VRH	UPT per VRM	UPT per VRH	OE per UPT
Demand Response	\$3.21	\$79.74	0.1	2.5	\$32.26
Total	\$3.21	\$79.74	0.1	2.5	\$32.26

2022 Annual Agency Profile - Cumberland County (NTD ID 40223)

2022 Funding Breakdown

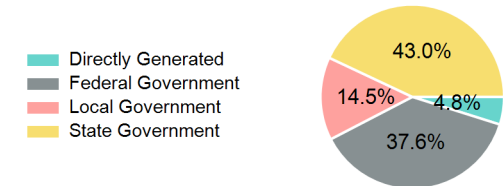
Summary of Operating Expenses (OE)

Mode	Operating Expenses	Fare Revenues
Demand Response	\$880,470	\$42,955
Total	\$880,470	\$42,955

Sources of Operating Funds Expended

Directly Generated	\$42,955
Federal Government	\$333,156
Local Government	\$128,985
State Government	\$381,607
Total Operating Funds Expended	\$886,703

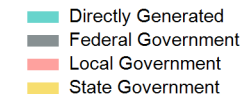
Operating Funding Sources



Capital Funding Sources

Sources of Capital Funds Expended

Directly Generated	\$0
Federal Government	\$0
Local Government	\$0
State Government	\$0
Total Capital Funds Expended	\$0



2022 Asset Management

Transit Asset Management (TAM) Tier	Tier II	TAM Sponsor NTD ID	4R06
-------------------------------------	---------	--------------------	------

Metrics

2022 Performance Measure - Asset - 2023 Target
(% not in State of Good Repair)

Mode	Average Fleet Age in Years
Demand Response	0.0