

2022 Annual Agency Profile - Pitt County dba Pitt Area Transit System (NTD ID 40220)

Mailing Address: 1717 W 5TH ST
GREENVILLE, NC 27834-1601

Website: <https://www.pittcountync.gov/220/pitt-area-transit-pats>

Geographic Coverage

Primary Urbanized/Rural Area	Greenville, NC
Service Area Population	174,263
Service Area Sq. Miles	652
Other Areas Served:	North Carolina Non-UZA

Assets

Revenue Vehicles	23
Service Vehicles	0
Facilities	0

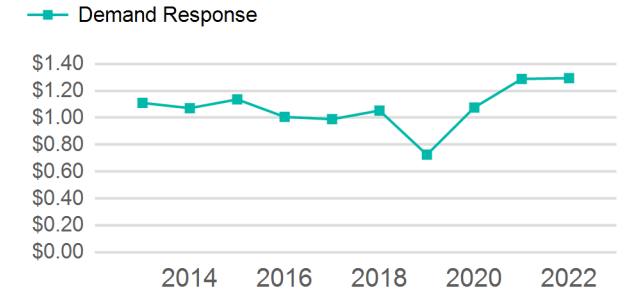
Service Consumed

Annual Unlinked Trips (UPT) 54,357

Service Supplied

Annual Vehicle Revenue Miles (VRM)	506,239
Annual Vehicle Revenue Hours (VRH)	23,144
Vehicles Operated in Maximum Service (VOMS)	14

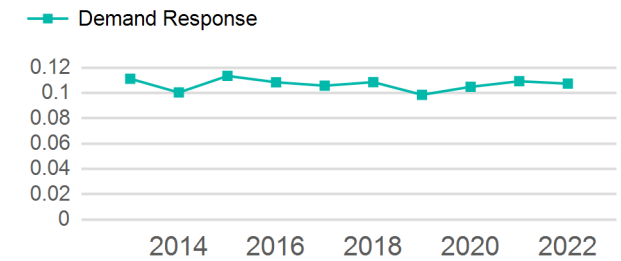
Operating Expenses per Vehicle Revenue Mile



Modal Characteristics

Mode	Annual Unlinked Passenger Trips	Directly Operated VOMS	Purchased Transportation VOMS	Annual Vehicle Revenue Miles	Annual Vehicle Revenue Hours
Demand Response	54,357	14	0	506,239	23,144
Total	54,357	14	0	506,239	23,144

Unlinked Passenger Trip per Vehicle Revenue Mile



Mode	Service Efficiency		Service Effectiveness		
	OE per VRM	OE per VRH	UPT per VRM	UPT per VRH	OE per UPT
Demand Response	\$2.59	\$56.62	0.1	2.3	\$24.11
Total	\$2.59	\$56.62	0.1	2.3	\$24.11

2022 Annual Agency Profile - Pitt County dba Pitt Area Transit System (NTD ID 40220)

2022 Funding Breakdown

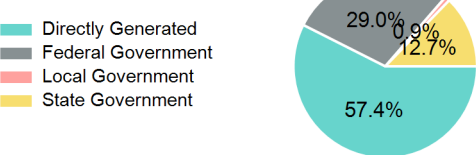
Summary of Operating Expenses (OE)

Sources of Operating Funds Expended

Operating Funding Sources

Mode	Operating Expenses	Fare Revenues
Demand Response	\$1,310,316	\$414,763
Total	\$1,310,316	\$414,763

Directly Generated	\$752,424
Federal Government	\$379,909
Local Government	\$11,174
State Government	\$166,809
Total Operating Funds Expended	\$1,310,316



Capital Funding Sources

Sources of Capital Funds Expended

Directly Generated	\$0
Federal Government	\$241,210
Local Government	\$54,688
State Government	\$30,151
Total Capital Funds Expended	\$326,049



2022 Asset Management

Transit Asset Management (TAM) Tier	Tier II	TAM Sponsor NTD ID	4R06
-------------------------------------	---------	--------------------	------

Metrics

2022 Performance Measure - Asset - 2023 Target
(% not in State of Good Repair)

Mode	Average Fleet Age in Years
Demand Response	3.5