

2022 Annual Agency Profile - Craven County dba Craven Area Rural Transit System (NTD ID 40210)

Mailing Address: 406 CRAVEN ST
NEW BERN, NC 28560-4911

Website: <https://www.cravencountync.gov/165/transportation-carts>

Geographic Coverage

Primary Urbanized/Rural Area	North Carolina Non-UZA
Service Area Population	122,273
Service Area Sq. Miles	1,803
Other Areas Served:	North Carolina Non-UZA

Assets

Revenue Vehicles	32
Service Vehicles	1
Facilities	1

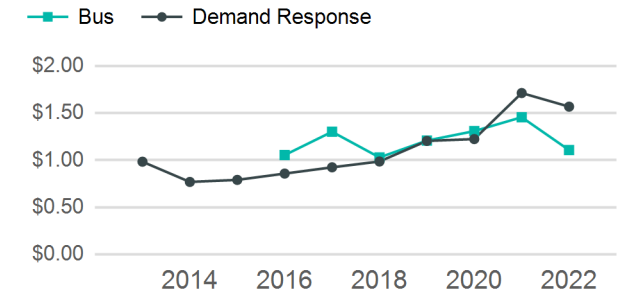
Service Consumed

Annual Unlinked Trips (UPT) 46,117

Service Supplied

Annual Vehicle Revenue Miles (VRM)	393,105
Annual Vehicle Revenue Hours (VRH)	24,889
Vehicles Operated in Maximum Service (VOMS)	20

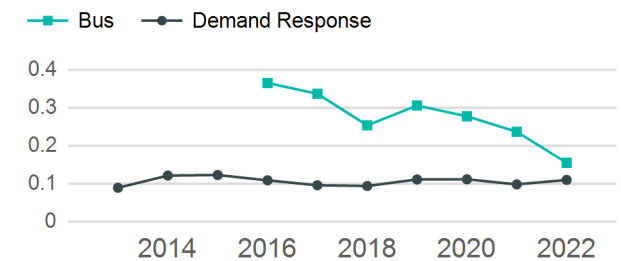
Operating Expenses per Vehicle Revenue Mile



Modal Characteristics

Mode	Annual Unlinked Passenger Trips	Directly Operated VOMS	Purchased Transportation VOMS	Annual Vehicle Revenue Miles	Annual Vehicle Revenue Hours
Demand Response	35,821	17	0	326,578	19,020
Bus	10,296	3	0	66,527	5,869
Total	46,117	20	0	393,105	24,889

Unlinked Passenger Trip per Vehicle Revenue Mile



Metrics

Mode	Service Efficiency		Service Effectiveness		
	OE per VRM	OE per VRH	UPT per VRM	UPT per VRH	OE per UPT
Demand Response	\$3.14	\$53.84	0.1	1.9	\$28.59
Bus	\$2.21	\$25.10	0.2	1.8	\$14.30
Total	\$2.98	\$47.06	0.1	1.9	\$25.40

2022 Annual Agency Profile - Craven County dba Craven Area Rural Transit System (NTD ID 40210)

2022 Funding Breakdown

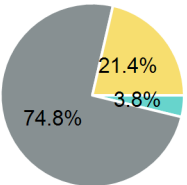
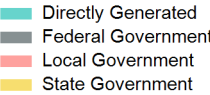
Summary of Operating Expenses (OE)

Mode	Operating Expenses	Fare Revenues
Demand Response	\$1,024,024	\$20,063
Bus	\$147,283	\$5,476
Total	\$1,171,307	\$25,539

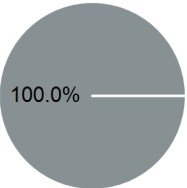
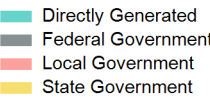
Sources of Operating Funds Expended

Directly Generated	\$44,460
Federal Government	\$876,495
Local Government	\$0
State Government	\$250,352
Total Operating Funds Expended	\$1,171,307

Operating Funding Sources



Capital Funding Sources



Sources of Capital Funds Expended

Directly Generated	\$0
Federal Government	\$76,240
Local Government	\$0
State Government	\$0
Total Capital Funds Expended	\$76,240

2022 Asset Management

Transit Asset Management (TAM) Tier	Tier II	TAM Sponsor NTD ID	4R06
-------------------------------------	---------	--------------------	------

Metrics

2022 Performance Measure - Asset - 2023 Target
(% not in State of Good Repair)

Mode	Average Fleet Age in Years
Demand Response	4.0
Bus	4.7