

2022 Annual Agency Profile - Mid-Cumberland Human Resource Agency (NTD ID 40204)

Mailing Address: 1101 KERMIT DR
NASHVILLE, TN 37217-2126

Website: <http://mchratransit.org/>

Geographic Coverage

Primary Urbanized/Rural Area Murfreesboro, TN
Service Area Population 1,141,280
Service Area Sq. Miles 5,415
Other Areas Served:
Tennessee Non-UZA

Assets

Revenue Vehicles 157
Service Vehicles 0
Facilities 0

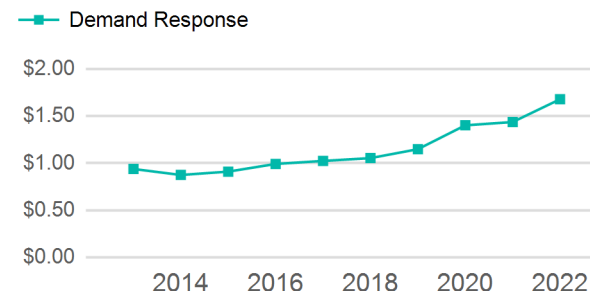
Service Consumed

Annual Unlinked Trips (UPT) 129,266

Service Supplied

Annual Vehicle Revenue Miles (VRM) 1,739,371
Annual Vehicle Revenue Hours (VRH) 91,478
Vehicles Operated in Maximum Service (VOMS) 105

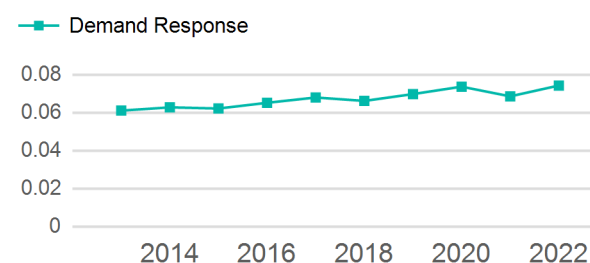
Operating Expenses per Vehicle Revenue Mile



Modal Characteristics

Mode	Annual Unlinked Passenger Trips	Directly Operated VOMS	Purchased Transportation VOMS	Annual Vehicle Revenue Miles	Annual Vehicle Revenue Hours
Demand Response	129,266	102	3	1,739,371	91,478
Total	129,266	102	3	1,739,371	91,478

Unlinked Passenger Trip per Vehicle Revenue Mile



Metrics	Service Efficiency		Service Effectiveness		
	OE per VRM	OE per VRH	UPT per VRM	UPT per VRH	OE per UPT
Demand Response	\$3.36	\$63.82	0.1	1.4	\$45.16
Total	\$3.36	\$63.82	0.1	1.4	\$45.16

2022 Annual Agency Profile - Mid-Cumberland Human Resource Agency (NTD ID 40204)

2022 Funding Breakdown

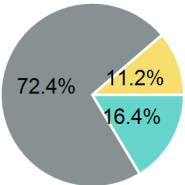
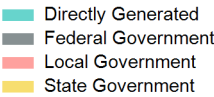
Summary of Operating Expenses (OE)

Mode	Operating Expenses	Fare Revenues
Demand Response	\$5,837,929	\$161,924
Total	\$5,837,929	\$161,924

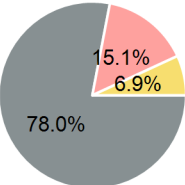
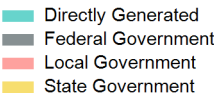
Sources of Operating Funds Expended

Directly Generated	\$955,472
Federal Government	\$4,225,938
Local Government	\$0
State Government	\$656,519
Total Operating Funds Expended	\$5,837,929

Operating Funding Sources



Capital Funding Sources



Sources of Capital Funds Expended

Directly Generated	\$0
Federal Government	\$98,486
Local Government	\$19,058
State Government	\$8,690
Total Capital Funds Expended	\$126,234

2022 Asset Management

Transit Asset Management (TAM) Tier

Tier I (Non-Fixed Route VOMS)

TAM Sponsor NTD ID

4R08

Metrics

2022 Performance Measure - Asset - 2023 Target
(% not in State of Good Repair)

Mode

Demand Response

Average Fleet Age in Years

5.1