

2022 Annual Agency Profile - York County Council on Aging (NTD ID 40187)

Mailing Address: 917 STANDARD ST
ROCK HILL, SC 29730-6412

Website: <http://www.yccoa.com/>

Geographic Coverage

Primary Urbanized/Rural Area Rock Hill, SC
Service Area Population 73,334
Service Area Sq. Miles 39
Other Areas Served:
South Carolina Non-UZA

Assets

Revenue Vehicles 23
Service Vehicles 0
Facilities 0

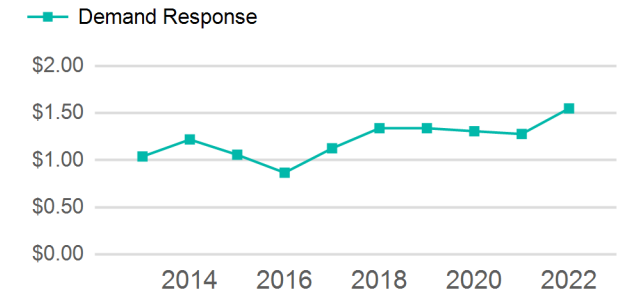
Service Consumed

Annual Unlinked Trips (UPT) 22,671

Service Supplied

Annual Vehicle Revenue Miles (VRM) 199,109
Annual Vehicle Revenue Hours (VRH) 12,768
Vehicles Operated in Maximum Service (VOMS) 23

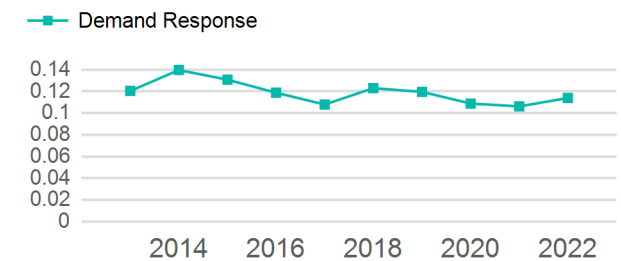
Operating Expenses per Vehicle Revenue Mile



Modal Characteristics

Mode	Annual Unlinked Passenger Trips	Directly Operated VOMS	Purchased Transportation VOMS	Annual Vehicle Revenue Miles	Annual Vehicle Revenue Hours
Demand Response	22,671	23	0	199,109	12,768
Total	22,671	23	0	199,109	12,768

Unlinked Passenger Trip per Vehicle Revenue Mile



Metrics	Service Efficiency		Service Effectiveness		
	OE per VRM	OE per VRH	UPT per VRM	UPT per VRH	OE per UPT
Demand Response	\$3.10	\$48.30	0.1	1.8	\$27.20
Total	\$3.10	\$48.30	0.1	1.8	\$27.20

2022 Annual Agency Profile - York County Council on Aging (NTD ID 40187)

2022 Funding Breakdown

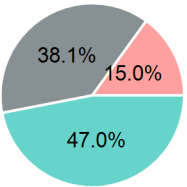
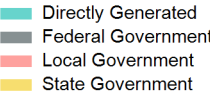
Summary of Operating Expenses (OE)

Sources of Operating Funds Expended

Operating Funding Sources

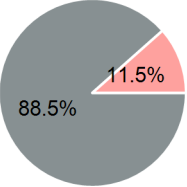
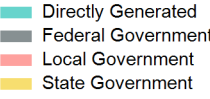
Mode	Operating Expenses	Fare Revenues
Demand Response	\$616,744	\$58,196
Total	\$616,744	\$58,196

Directly Generated	\$289,589
Federal Government	\$234,681
Local Government	\$92,474
State Government	\$0
Total Operating Funds Expended	\$616,744



Capital Funding Sources

Sources of Capital Funds Expended



Total Capital Funds Expended	\$29,299
------------------------------	----------

2022 Asset Management

Transit Asset Management (TAM) Tier	Tier II	TAM Sponsor NTD ID	4R07
-------------------------------------	---------	--------------------	------

Metrics

2022 Performance Measure - Asset - 2023 Target (% not in State of Good Repair)	Mode	Average Fleet Age in Years
	Demand Response	4.9