

# 2022 Annual Agency Profile - Municipality of San Sebastian (NTD ID 40183)

**Mailing Address:** 3 CALLE PADRE FELICIANO  
SAN SEBASTIAN, PR 00685-2216

**Website:**

## Geographic Coverage

**Primary Urbanized/Rural Area** Aguadilla--Isabela--San Sebastián, PR  
**Service Area Population** 39,345  
**Service Area Sq. Miles** 71  
**Other Areas Served:**

## Assets

**Revenue Vehicles** 8  
**Service Vehicles** 2  
**Facilities** 0

## Service Consumed

**Annual Unlinked Trips (UPT)** 5,637

## Service Supplied

**Annual Vehicle Revenue Miles (VRM)** 80,197  
**Annual Vehicle Revenue Hours (VRH)** 5,935  
**Vehicles Operated in Maximum Service (VOMS)** 7

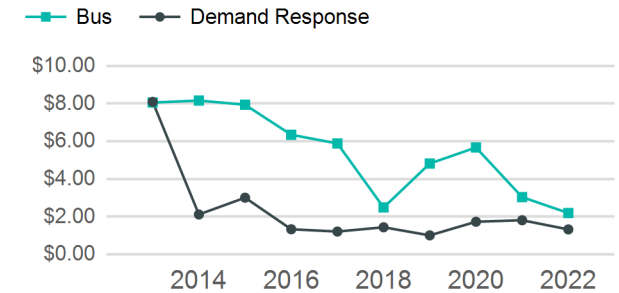
## Modal Characteristics

Mode	Annual Unlinked Passenger Trips	Directly Operated VOMS	Purchased Transportation VOMS	Annual Vehicle Revenue Miles	Annual Vehicle Revenue Hours
Demand Response	4,723	6	0	76,190	5,295
Bus	914	1	0	4,007	640
<b>Total</b>	<b>5,637</b>	<b>7</b>	<b>0</b>	<b>80,197</b>	<b>5,935</b>

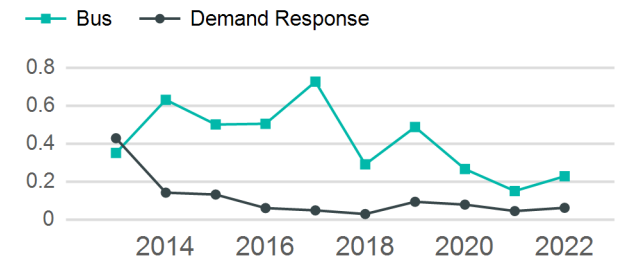
## Metrics

Mode	Service Efficiency		Service Effectiveness		
	OE per VRM	OE per VRH	UPT per VRM	UPT per VRH	OE per UPT
Demand Response	\$1.32	\$19.06	0.1	0.9	\$21.37
Bus	\$3.69	\$23.12	0.2	1.4	\$16.19
<b>Total</b>	<b>\$1.44</b>	<b>\$19.50</b>	<b>0.1</b>	<b>0.9</b>	<b>\$20.53</b>

## Operating Expenses per Vehicle Revenue Mile



## Unlinked Passenger Trip per Vehicle Revenue Mile



2022 Annual Agency Profile - Municipality of San Sebastian (NTD ID 40183)

2022 Funding Breakdown

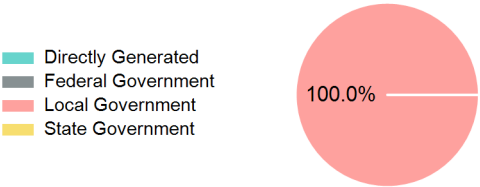
Summary of Operating Expenses (OE)

Sources of Operating Funds Expended

Operating Funding Sources

Mode	Operating Expenses	Fare Revenues
Demand Response	\$100,927	\$0
Bus	\$14,798	\$0
Total	\$115,725	\$0

Directly Generated	\$0
Federal Government	\$0
Local Government	\$115,725
State Government	\$0
Total Operating Funds Expended	\$115,725



Capital Funding Sources

Sources of Capital Funds Expended

Directly Generated	\$0
Federal Government	\$0
Local Government	\$0
State Government	\$0
Total Capital Funds Expended	\$0



2022 Asset Management

Transit Asset Management (TAM) Tier	Tier II	TAM Sponsor NTD ID	4R09
-------------------------------------	---------	--------------------	------

Metrics

2022 Performance Measure - Asset - 2023 Target  
(% not in State of Good Repair)

Mode	Average Fleet Age in Years
Demand Response	10.3
Bus	8.5