

2022 Annual Agency Profile - Municipality of Catano (NTD ID 40163)

Mailing Address: 149 AVE BARBOSA
CATANO, PR 00962-4800

Website:

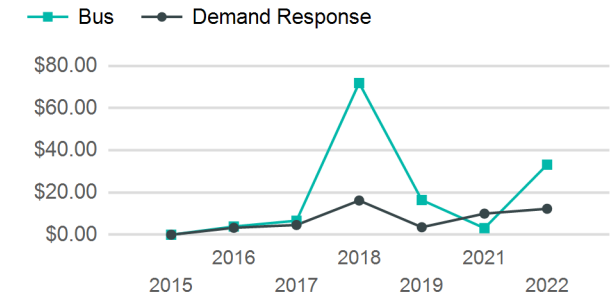
Geographic Coverage

Primary Urbanized/Rural Area San Juan, PR
Service Area Population 27,000
Service Area Sq. Miles 5
Other Areas Served:

Service Consumed

Annual Unlinked Trips (UPT) 3,262

Operating Expenses per Vehicle Revenue Mile



Assets

Revenue Vehicles 4
Service Vehicles 0
Facilities 2

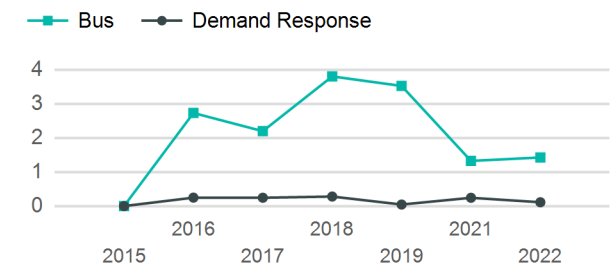
Service Supplied

Annual Vehicle Revenue Miles (VRM) 6,316
Annual Vehicle Revenue Hours (VRH) 999
Vehicles Operated in Maximum Service (VOMS) 2

Modal Characteristics

Mode	Annual Unlinked Passenger Trips	Directly Operated VOMS	Purchased Transportation VOMS	Annual Vehicle Revenue Miles	Annual Vehicle Revenue Hours
Demand Response	488	1	0	4,370	756
Bus	2,774	1	0	1,946	243
Total	3,262	2	0	6,316	999

Unlinked Passenger Trip per Vehicle Revenue Mile



Metrics

Service Efficiency

Service Effectiveness

Mode	OE per VRM	OE per VRH	UPT per VRM	UPT per VRH	OE per UPT
Demand Response	\$12.31	\$71.15	0.1	0.6	\$110.23
Bus	\$33.19	\$265.78	1.4	11.4	\$23.28
Total	\$18.74	\$118.50	0.5	3.3	\$36.29

2022 Annual Agency Profile - Municipality of Catano (NTD ID 40163)

2022 Funding Breakdown

Summary of Operating Expenses (OE)

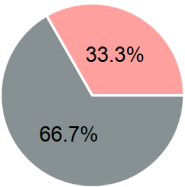
Sources of Operating Funds Expended

Operating Funding Sources

Mode	Operating Expenses	Fare Revenues
Demand Response	\$53,793	\$0
Bus	\$64,584	\$0
Total	\$118,377	\$0

Directly Generated	\$0
Federal Government	\$78,962
Local Government	\$39,415
State Government	\$0
Total Operating Funds Expended	\$118,377

- Directly Generated
- Federal Government
- Local Government
- State Government



Capital Funding Sources

Sources of Capital Funds Expended

Directly Generated	\$0
Federal Government	\$0
Local Government	\$0
State Government	\$0
Total Capital Funds Expended	\$0

- Directly Generated
- Federal Government
- Local Government
- State Government

2022 Asset Management

Transit Asset Management (TAM) Tier	Tier II	TAM Sponsor NTD ID	4R09
-------------------------------------	---------	--------------------	------

Metrics

2022 Performance Measure - Asset - 2023 Target
(% not in State of Good Repair)

Mode	Average Fleet Age in Years
Demand Response	5.0
Bus	3.5