

2022 Annual Agency Profile - Municipality of Manati (NTD ID 40145)

Mailing Address: CALLE QUINONEZ
MANATI, PR 00674

Website:

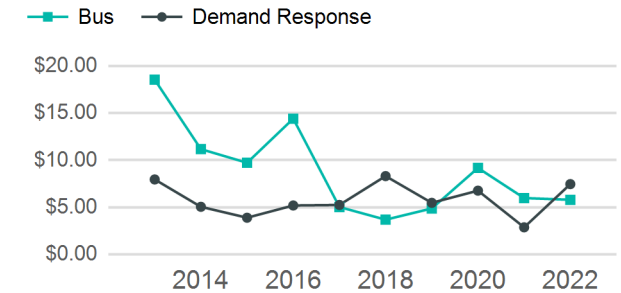
Geographic Coverage

Primary Urbanized/Rural Area San Juan, PR
Service Area Population 16,053
Service Area Sq. Miles 30
Other Areas Served:

Service Consumed

Annual Unlinked Trips (UPT) 26,107

Operating Expenses per Vehicle Revenue Mile



Assets

Revenue Vehicles 8
Service Vehicles 0
Facilities 3

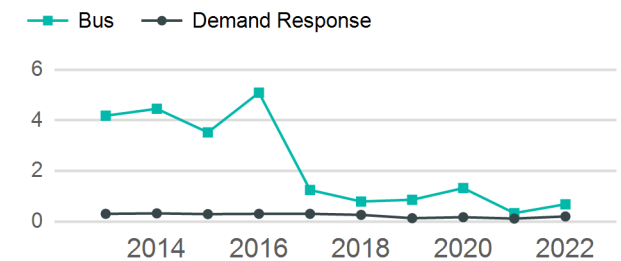
Service Supplied

Annual Vehicle Revenue Miles (VRM) 49,440
Annual Vehicle Revenue Hours (VRH) 10,236
Vehicles Operated in Maximum Service (VOMS) 6

Modal Characteristics

Mode	Annual Unlinked Passenger Trips	Directly Operated VOMS	Purchased Transportation VOMS	Annual Vehicle Revenue Miles	Annual Vehicle Revenue Hours
Demand Response	3,216	2	0	15,930	3,300
Bus	22,891	4	0	33,510	6,936
Total	26,107	6	0	49,440	10,236

Unlinked Passenger Trip per Vehicle Revenue Mile



Metrics

Service Efficiency

Service Effectiveness

Mode	OE per VRM	OE per VRH	UPT per VRM	UPT per VRH	OE per UPT
Demand Response	\$7.46	\$36.01	0.2	1.0	\$36.95
Bus	\$5.80	\$28.01	0.7	3.3	\$8.49
Total	\$6.33	\$30.59	0.5	2.6	\$11.99

2022 Annual Agency Profile - Municipality of Manati (NTD ID 40145)

2022 Funding Breakdown

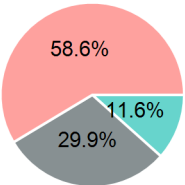
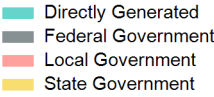
Summary of Operating Expenses (OE)

Sources of Operating Funds Expended

Operating Funding Sources

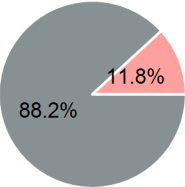
Mode	Operating Expenses	Fare Revenues
Demand Response	\$118,834	\$0
Bus	\$194,279	\$0
Total	\$313,113	\$0

Directly Generated	\$36,234
Federal Government	\$93,466
Local Government	\$183,413
State Government	\$0
Total Operating Funds Expended	\$313,113



Capital Funding Sources

Sources of Capital Funds Expended



Directly Generated	\$0
Federal Government	\$21,349
Local Government	\$2,865
State Government	\$0
Total Capital Funds Expended	\$24,214

2022 Asset Management

Transit Asset Management (TAM) Tier	Tier II	TAM Sponsor NTD ID	4R09
-------------------------------------	---------	--------------------	------

Metrics

2022 Performance Measure - Asset - 2023 Target
(% not in State of Good Repair)

Mode	Average Fleet Age in Years
Demand Response	3.0
Bus	3.0