

# 2022 Annual Agency Profile - Municipality of Carolina (NTD ID 40125)

**Mailing Address:** FERNANDEZ JUNCOS  
CAROLINA, PR 00985

**Website:** <http://www.municipiocarolina.com>

## Geographic Coverage

**Primary Urbanized/Rural Area** San Juan, PR  
**Service Area Population** 176,762  
**Service Area Sq. Miles** 4  
**Other Areas Served:**

## Assets

**Revenue Vehicles** 27  
**Service Vehicles** 2  
**Facilities** 3

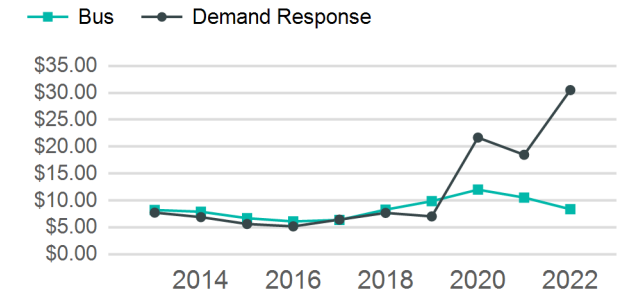
## Service Consumed

**Annual Unlinked Trips (UPT)** 172,300

## Service Supplied

**Annual Vehicle Revenue Miles (VRM)** 281,362  
**Annual Vehicle Revenue Hours (VRH)** 42,192  
**Vehicles Operated in Maximum Service (VOMS)** 26

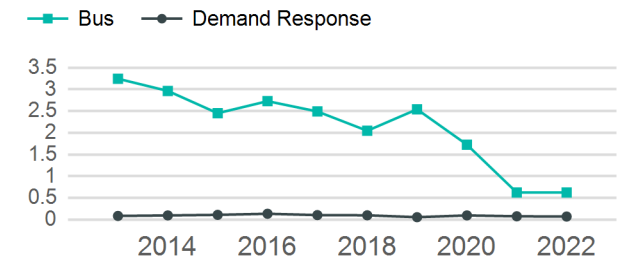
## Operating Expenses per Vehicle Revenue Mile



## Modal Characteristics

Mode	Annual Unlinked Passenger Trips	Directly Operated VOMS	Purchased Transportation VOMS	Annual Vehicle Revenue Miles	Annual Vehicle Revenue Hours
Demand Response	388	2	0	5,555	957
Bus	171,912	24	0	275,807	41,235
<b>Total</b>	<b>172,300</b>	<b>26</b>	<b>0</b>	<b>281,362</b>	<b>42,192</b>

## Unlinked Passenger Trip per Vehicle Revenue Mile



## Metrics

Mode	Service Efficiency		Service Effectiveness		
	OE per VRM	OE per VRH	UPT per VRM	UPT per VRH	OE per UPT
Demand Response	\$30.50	\$177.06	0.1	0.4	\$436.72
Bus	\$8.39	\$56.15	0.6	4.2	\$13.47
<b>Total</b>	<b>\$8.83</b>	<b>\$58.89</b>	<b>0.6</b>	<b>4.1</b>	<b>\$14.42</b>

2022 Annual Agency Profile - Municipality of Carolina (NTD ID 40125)

2022 Funding Breakdown

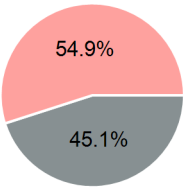
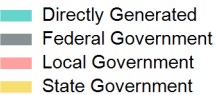
Summary of Operating Expenses (OE)

Sources of Operating Funds Expended

Operating Funding Sources

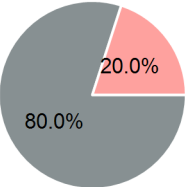
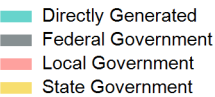
Mode	Operating Expenses	Fare Revenues
Demand Response	\$169,448	\$0
Bus	\$2,315,244	\$0
Total	\$2,484,692	\$0

Directly Generated	\$0
Federal Government	\$1,119,385
Local Government	\$1,365,307
State Government	\$0
Total Operating Funds Expended	\$2,484,692



Capital Funding Sources

Sources of Capital Funds Expended



Directly Generated	\$0
Federal Government	\$25,840
Local Government	\$6,460
State Government	\$0
Total Capital Funds Expended	\$32,300

2022 Asset Management

Transit Asset Management (TAM) Tier	Tier II	TAM Sponsor NTD ID	4R09
-------------------------------------	---------	--------------------	------

Metrics

2022 Performance Measure - Asset - 2023 Target  
(% not in State of Good Repair)

Mode	Average Fleet Age in Years
Demand Response	9.7
Bus	12.8