

2022 Annual Agency Profile - Municipality of Cayey (NTD ID 40122)

Mailing Address: CALLE NUNEZ ROMEU ESQ MUNOZ RIVERA
CAYEY, PR 00736

Website:

Geographic Coverage

Primary Urbanized/Rural Area San Juan, PR
Service Area Population 48,594
Service Area Sq. Miles 40
Other Areas Served:
Puerto Rico Non-UZA

Assets

Revenue Vehicles 12
Service Vehicles 0
Facilities 3

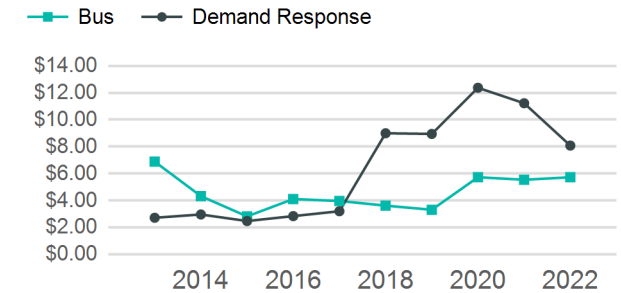
Service Consumed

Annual Unlinked Trips (UPT) 37,944

Service Supplied

Annual Vehicle Revenue Miles (VRM) 48,411
Annual Vehicle Revenue Hours (VRH) 5,685
Vehicles Operated in Maximum Service (VOMS) 6

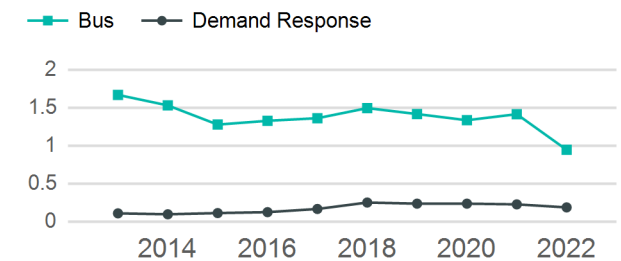
Operating Expenses per Vehicle Revenue Mile



Modal Characteristics

Mode	Annual Unlinked Passenger Trips	Directly Operated VOMS	Purchased Transportation VOMS	Annual Vehicle Revenue Miles	Annual Vehicle Revenue Hours
Demand Response	1,923	2	0	10,287	1,096
Bus	36,021	4	0	38,124	4,589
Total	37,944	6	0	48,411	5,685

Unlinked Passenger Trip per Vehicle Revenue Mile



Mode	Service Efficiency		Service Effectiveness		
	OE per VRM	OE per VRH	UPT per VRM	UPT per VRH	OE per UPT
Demand Response	\$8.08	\$75.88	0.2	1.8	\$43.24
Bus	\$5.73	\$47.61	0.9	7.8	\$6.06
Total	\$6.23	\$53.06	0.8	6.7	\$7.95

2022 Annual Agency Profile - Municipality of Cayey (NTD ID 40122)

2022 Funding Breakdown

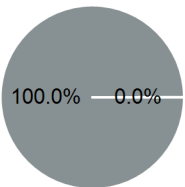
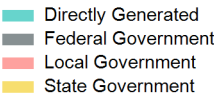
Summary of Operating Expenses (OE)

Sources of Operating Funds Expended

Operating Funding Sources

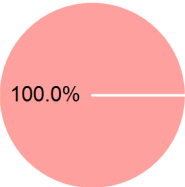
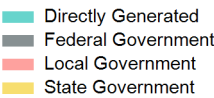
Mode	Operating Expenses	Fare Revenues
Demand Response	\$83,159	\$0
Bus	\$218,465	\$0
Total	\$301,624	\$0

Directly Generated	\$0
Federal Government	\$301,577
Local Government	\$47
State Government	\$0
Total Operating Funds Expended	\$301,624



Capital Funding Sources

Sources of Capital Funds Expended



Directly Generated	\$0
Federal Government	\$0
Local Government	\$616
State Government	\$0
Total Capital Funds Expended	\$616

2022 Asset Management

Transit Asset Management (TAM) Tier Tier II

TAM Sponsor NTD ID 4R09

Metrics

2022 Performance Measure - Asset - 2023 Target
(% not in State of Good Repair)

Mode	Average Fleet Age in Years
Demand Response	10.3
Bus	15.6