

2022 Annual Agency Profile - Municipality of Hormigueros (NTD ID 40121)

Mailing Address: 1 CALLE MATEO FAJARDO
HORMIGUEROS, PR 00660-1706

Website: <http://www.municipiohormiguerospr.com>

Geographic Coverage

Primary Urbanized/Rural Area Mayagüez, PR
Service Area Population 15,518
Service Area Sq. Miles 29

Other Areas Served:

Puerto Rico Non-UZA

Assets

Revenue Vehicles 5
Service Vehicles 2
Facilities 0

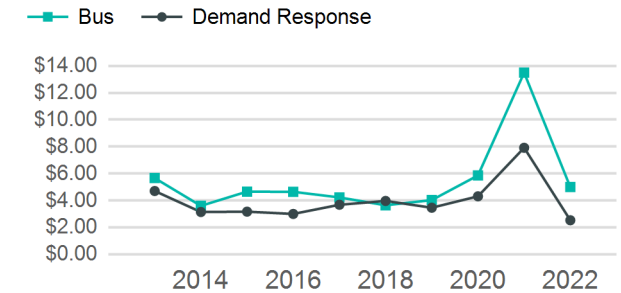
Service Consumed

Annual Unlinked Trips (UPT) 9,891

Service Supplied

Annual Vehicle Revenue Miles (VRM) 29,334
Annual Vehicle Revenue Hours (VRH) 3,706
Vehicles Operated in Maximum Service (VOMS) 5

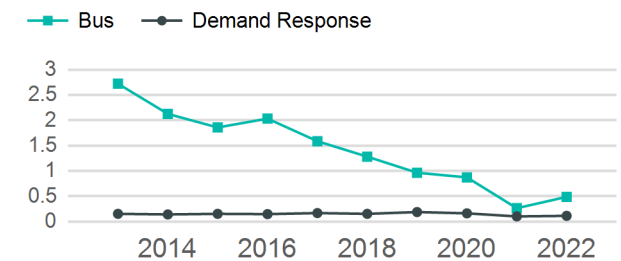
Operating Expenses per Vehicle Revenue Mile



Modal Characteristics

Mode	Annual Unlinked Passenger Trips	Directly Operated VOMS	Purchased Transportation VOMS	Annual Vehicle Revenue Miles	Annual Vehicle Revenue Hours
Demand Response	1,340	2	0	11,804	906
Bus	8,551	3	0	17,530	2,800
Total	9,891	5	0	29,334	3,706

Unlinked Passenger Trip per Vehicle Revenue Mile



Metrics

Service Efficiency

Service Effectiveness

Mode	OE per VRM	OE per VRH	UPT per VRM	UPT per VRH	OE per UPT
Demand Response	\$3.77	\$49.10	0.1	1.5	\$33.20
Bus	\$4.18	\$26.14	0.5	3.1	\$8.56
Total	\$4.01	\$31.76	0.3	2.7	\$11.90

2022 Annual Agency Profile - Municipality of Hormigueros (NTD ID 40121)

2022 Funding Breakdown

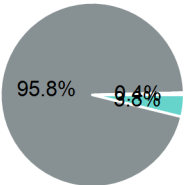
Summary of Operating Expenses (OE)

Sources of Operating Funds Expended

Operating Funding Sources

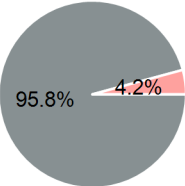
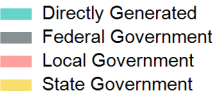
Mode	Operating Expenses	Fare Revenues
Demand Response	\$44,486	\$0
Bus	\$73,199	\$0
Total	\$117,685	\$0

Directly Generated	\$4,495
Federal Government	\$112,723
Local Government	\$467
State Government	\$0
Total Operating Funds Expended	\$117,685



Capital Funding Sources

Sources of Capital Funds Expended



Directly Generated	\$0
Federal Government	\$13,873
Local Government	\$608
State Government	\$0
Total Capital Funds Expended	\$14,481

2022 Asset Management

Transit Asset Management (TAM) Tier	Tier II	TAM Sponsor NTD ID	4R09
-------------------------------------	---------	--------------------	------

Metrics

2022 Performance Measure - Asset - 2023 Target
(% not in State of Good Repair)

Mode	Average Fleet Age in Years
Demand Response	13.0
Bus	14.7