

2022 Annual Agency Profile - Municipality of Aguada (NTD ID 40114)

Mailing Address: 226 CALLE COLON
AGUADA, PR 00602-3224

Website:

Geographic Coverage

Primary Urbanized/Rural Area Aguadilla--Isabela--San Sebastián, PR
Service Area Population 38,118
Service Area Sq. Miles 10
Other Areas Served:

Assets

Revenue Vehicles 3
Service Vehicles 0
Facilities 1

Service Consumed

Annual Unlinked Trips (UPT) 81

Service Supplied

Annual Vehicle Revenue Miles (VRM) 6,118
Annual Vehicle Revenue Hours (VRH) 1,013
Vehicles Operated in Maximum Service (VOMS) 2

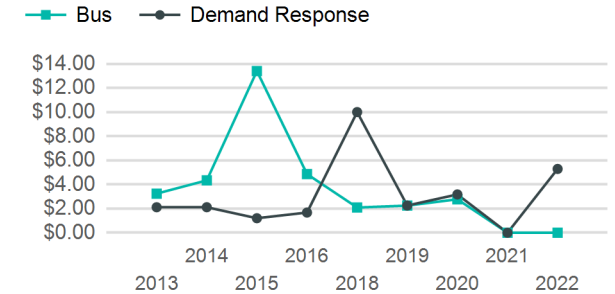
Modal Characteristics

Mode	Annual Unlinked Passenger Trips	Directly Operated VOMS	Purchased Transportation VOMS	Annual Vehicle Revenue Miles	Annual Vehicle Revenue Hours
Demand Response	81	2	0	6,118	1,013
Bus	0	0	0	0	0
Total	81	2	0	6,118	1,013

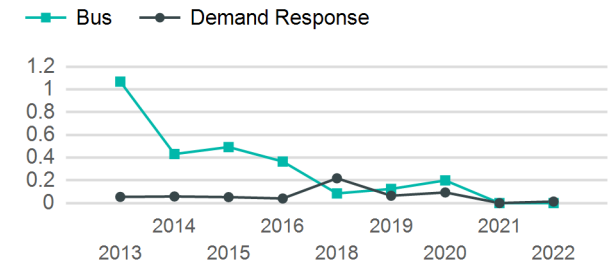
Metrics

Mode	Service Efficiency		Service Effectiveness		
	OE per VRM	OE per VRH	UPT per VRM	UPT per VRH	OE per UPT
Demand Response	\$5.29	\$31.95	0.0	0.1	\$399.59
Bus	\$0.00	\$0.00	0.0	0.0	\$0.00
Total	\$5.29	\$31.95	0.0	0.1	\$399.59

Operating Expenses per Vehicle Revenue Mile



Unlinked Passenger Trip per Vehicle Revenue Mile



2022 Annual Agency Profile - Municipality of Aguada (NTD ID 40114)

2022 Funding Breakdown

Summary of Operating Expenses (OE)

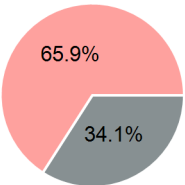
Sources of Operating Funds Expended

Operating Funding Sources

Mode	Operating Expenses	Fare Revenues
Demand Response	\$32,367	\$0
Bus	\$0	\$0
Total	\$32,367	\$0

Directly Generated	\$0
Federal Government	\$11,029
Local Government	\$21,338
State Government	\$0
Total Operating Funds Expended	\$32,367

- Directly Generated
- Federal Government
- Local Government
- State Government



Capital Funding Sources

Sources of Capital Funds Expended

Directly Generated	\$0
Federal Government	\$0
Local Government	\$0
State Government	\$0
Total Capital Funds Expended	\$0

- Directly Generated
- Federal Government
- Local Government
- State Government

2022 Asset Management

Transit Asset Management (TAM) Tier	Tier II	TAM Sponsor NTD ID	4R09
-------------------------------------	---------	--------------------	------

Metrics

2022 Performance Measure - Asset - 2023 Target
(% not in State of Good Repair)

Mode	Average Fleet Age in Years
Demand Response	8.5
Bus	5.0