

2022 Annual Agency Profile - City of Gastonia dba Gastonia Transit (NTD ID 40010)

Mailing Address: 181 S SOUTH ST
GASTONIA, NC 28052-4126

Website: <https://www.cityofgastonia.com/residents/transportation.html>

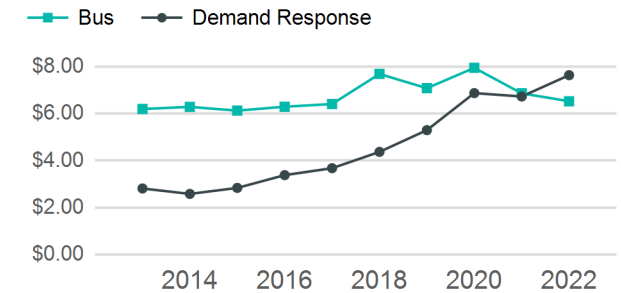
Geographic Coverage

Primary Urbanized/Rural Area	Gastonia, NC
Service Area Population	82,145
Service Area Sq. Miles	45
Other Areas Served:	

Service Consumed

Annual Unlinked Trips (UPT) 199,166

Operating Expenses per Vehicle Revenue Mile



Assets

Revenue Vehicles	17
Service Vehicles	3
Facilities	1

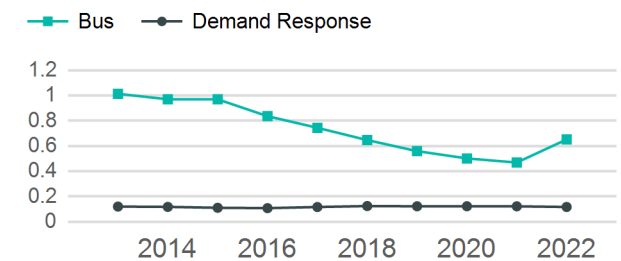
Service Supplied

Annual Vehicle Revenue Miles (VRM)	334,014
Annual Vehicle Revenue Hours (VRH)	21,830
Vehicles Operated in Maximum Service (VOMS)	9

Modal Characteristics

Mode	Annual Unlinked Passenger Trips	Directly Operated VOMS	Purchased Transportation VOMS	Annual Vehicle Revenue Miles	Annual Vehicle Revenue Hours
Demand Response	4,096	3	0	34,934	897
Bus	195,070	6	0	299,080	20,933
Total	199,166	9	0	334,014	21,830

Unlinked Passenger Trip per Vehicle Revenue Mile



Metrics

Mode	Service Efficiency		Service Effectiveness		
	OE per VRM	OE per VRH	UPT per VRM	UPT per VRH	OE per UPT
Demand Response	\$7.63	\$297.28	0.1	4.6	\$65.10
Bus	\$6.52	\$93.22	0.7	9.3	\$10.00
Total	\$6.64	\$101.61	0.6	9.1	\$11.14

2022 Annual Agency Profile - City of Gastonia dba Gastonia Transit (NTD ID 40010)

2022 Funding Breakdown

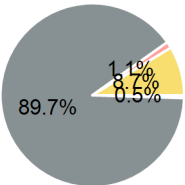
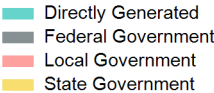
Summary of Operating Expenses (OE)

Sources of Operating Funds Expended

Operating Funding Sources

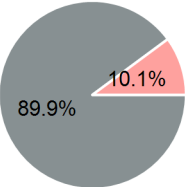
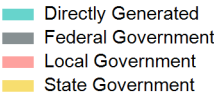
Mode	Operating Expenses	Fare Revenues
Demand Response	\$266,662	\$0
Bus	\$1,951,435	\$0
Total	\$2,218,097	\$0

Directly Generated	\$11,017
Federal Government	\$1,989,977
Local Government	\$25,214
State Government	\$191,889
Total Operating Funds Expended	\$2,218,097



Capital Funding Sources

Sources of Capital Funds Expended



Total Capital Funds Expended	\$822,575
-------------------------------------	------------------

2022 Asset Management

Transit Asset Management (TAM) Tier	Tier II	TAM Sponsor NTD ID	4R06
-------------------------------------	---------	--------------------	------

Metrics

2022 Performance Measure - Asset - 2023 Target
(% not in State of Good Repair)

Mode	Average Fleet Age in Years
Demand Response	9.8
Bus	10.3