

2022 Annual Agency Profile - Mid-County Transit Authority dba Town and Country Transit (NTD ID 30194)

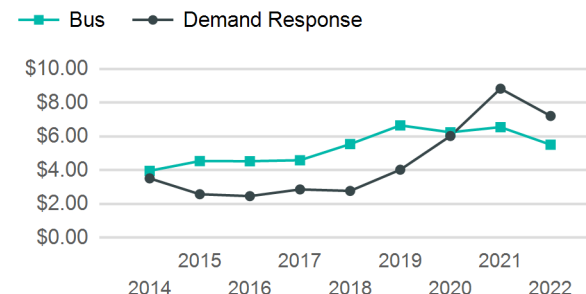
Mailing Address: 220 north Grant Ave
kittanning, PA 16201

Website: <http://www.tandctransit.com>

Service Consumed

Annual Unlinked Trips (UPT) 33,949

Operating Expenses per Vehicle Revenue Mile



Assets

Revenue Vehicles 19
Service Vehicles 3
Facilities 2

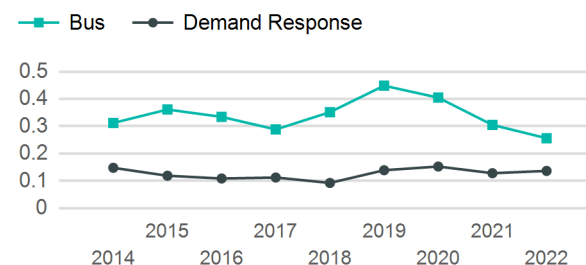
Service Supplied

Annual Vehicle Revenue Miles (VRM) 165,732
Annual Vehicle Revenue Hours (VRH) 9,974
Vehicles Operated in Maximum Service (VOMS) 12

Modal Characteristics

Mode	Annual Unlinked Passenger Trips	Directly Operated VOMS	Purchased Transportation VOMS	Annual Vehicle Revenue Miles	Annual Vehicle Revenue Hours
Demand Response	9,672	9	0	70,957	4,215
Bus	24,277	3	0	94,775	5,759
Total	33,949	12	0	165,732	9,974

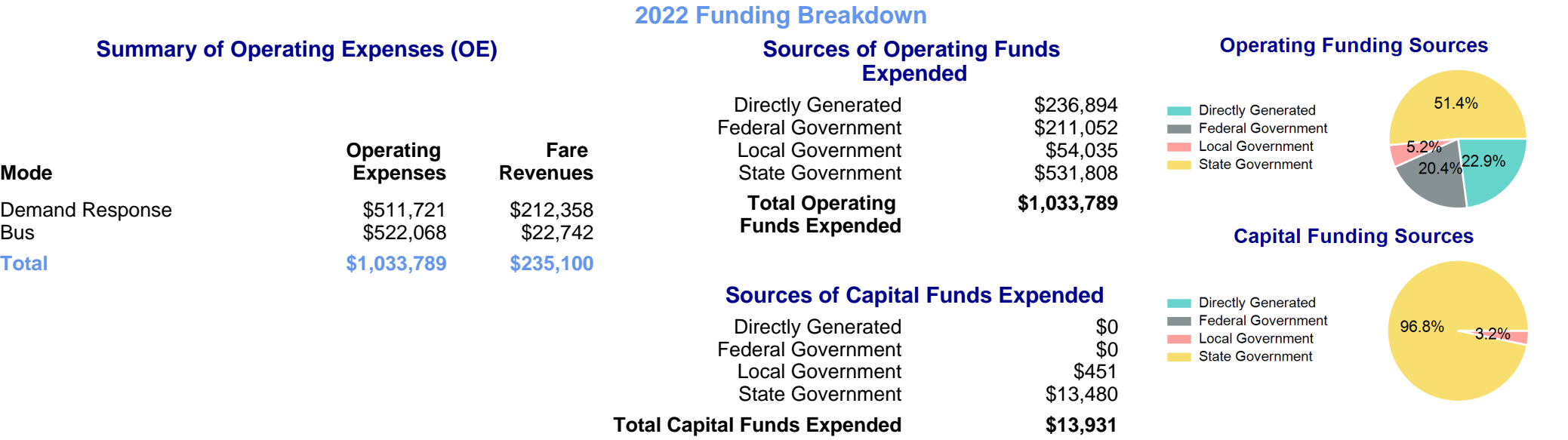
Unlinked Passenger Trip per Vehicle Revenue Mile



Metrics

Mode	Service Efficiency		Service Effectiveness		
	OE per VRM	OE per VRH	UPT per VRM	UPT per VRH	OE per UPT
Demand Response	\$7.21	\$121.40	0.1	2.3	\$52.91
Bus	\$5.51	\$90.65	0.3	4.2	\$21.50
Total	\$6.24	\$103.65	0.2	3.4	\$30.45

2022 Annual Agency Profile - Mid-County Transit Authority dba Town and Country Transit (NTD ID 30194)



2022 Asset Management	
Transit Asset Management (TAM) Tier	Tier II
TAM Sponsor NTD ID	3R04
Metrics	
2022 Performance Measure - Asset - 2023 Target (% not in State of Good Repair)	Average Fleet Age in Years
Equipment - Automobiles - 45%	Demand Response 5.2
Equipment - Trucks and other Rubber Tire Vehicles - 21%	Bus 4.2
Facility - Administrative / Maintenance Facilities - 14%	
Facility - Passenger / Parking Facilities - 66%	
Rolling Stock - AB - Articulated Bus - 100%	
Rolling Stock - AO - Automobile - 28%	
Rolling Stock - BR - Over-the-road Bus - 20%	
Rolling Stock - BU - Bus - 31%	
Rolling Stock - CU - Cutaway - 53%	
Rolling Stock - MV - Minivan - 53%	
Rolling Stock - SV - Sports Utility Vehicle - 40%	
Rolling Stock - VN - Van - 62%	