

2022 Annual Agency Profile - City of Hazleton dba Hazleton Public Transit (NTD ID 30093)

Mailing Address: 126 W MINE ST
HAZLETON, PA 18201-5862

Website: <http://www.ridehpt.com>

Geographic Coverage

Primary Urbanized/Rural Area Hazleton, PA
Service Area Population 61,131
Service Area Sq. Miles 47
Other Areas Served:
Pennsylvania Non-UZA

Assets

Revenue Vehicles 14
Service Vehicles 2
Facilities 1

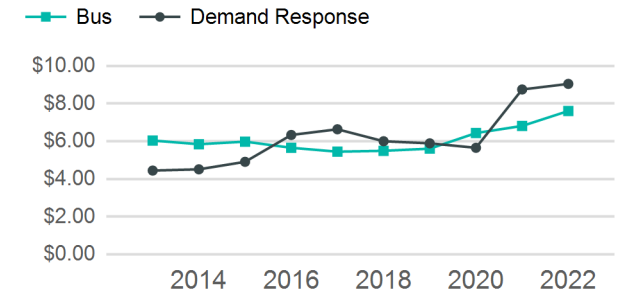
Service Consumed

Annual Unlinked Trips (UPT) 128,315

Service Supplied

Annual Vehicle Revenue Miles (VRM) 373,848
Annual Vehicle Revenue Hours (VRH) 29,091
Vehicles Operated in Maximum Service (VOMS) 11

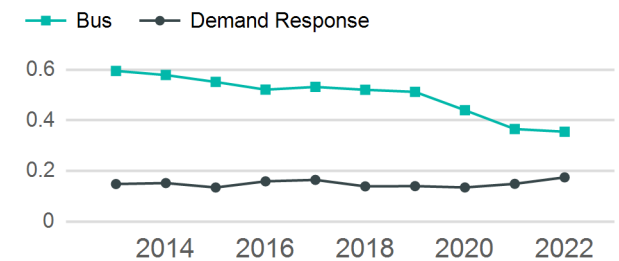
Operating Expenses per Vehicle Revenue Mile



Modal Characteristics

Mode	Annual Unlinked Passenger Trips	Directly Operated VOMS	Purchased Transportation VOMS	Annual Vehicle Revenue Miles	Annual Vehicle Revenue Hours
Demand Response	4,250	0	3	24,323	3,504
Bus	124,065	0	8	349,525	25,587
Total	128,315	0	11	373,848	29,091

Unlinked Passenger Trip per Vehicle Revenue Mile



Mode	Service Efficiency		Service Effectiveness		
	OE per VRM	OE per VRH	UPT per VRM	UPT per VRH	OE per UPT
Demand Response	\$9.05	\$62.79	0.2	1.2	\$51.77
Bus	\$7.61	\$103.93	0.4	4.8	\$21.43
Total	\$7.70	\$98.97	0.3	4.4	\$22.44

2022 Annual Agency Profile - City of Hazleton dba Hazleton Public Transit (NTD ID 30093)

2022 Funding Breakdown

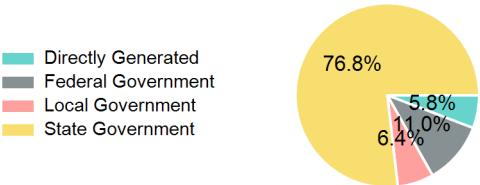
Summary of Operating Expenses (OE)

Mode	Operating Expenses	Fare Revenues
Demand Response	\$220,006	\$11,356
Bus	\$2,659,232	\$91,712
Total	\$2,879,238	\$103,068

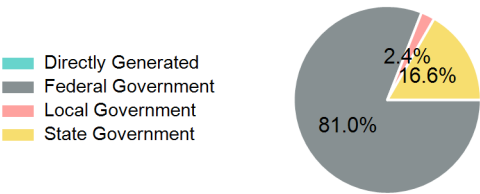
Sources of Operating Funds Expended

Directly Generated	\$171,638
Federal Government	\$326,551
Local Government	\$189,038
State Government	\$2,279,956
Total Operating Funds Expended	\$2,967,183

Operating Funding Sources



Capital Funding Sources



Sources of Capital Funds Expended

Directly Generated	\$0
Federal Government	\$7,795,054
Local Government	\$229,055
State Government	\$1,601,779
Total Capital Funds Expended	\$9,625,888

2022 Asset Management

Transit Asset Management (TAM) Tier	Tier II	TAM Sponsor NTD ID	3R04
-------------------------------------	---------	--------------------	------

Metrics

2022 Performance Measure - Asset - 2023 Target
(% not in State of Good Repair)

Mode	Average Fleet Age in Years
Demand Response	2.0
Bus	3.5