

# 2022 Annual Agency Profile - First Transit - Steuben (NTD ID 20946)

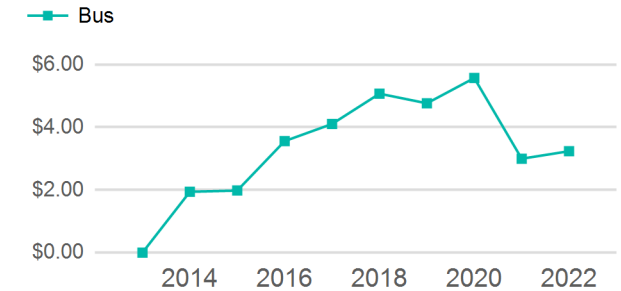
**Mailing Address:** 1201 Clemens Center Parkway  
Elmira, NY 14901

**Website:** <http://ridesteuben.com/>

## Service Consumed

Annual Unlinked Trips (UPT) 41,084

## Operating Expenses per Vehicle Revenue Mile



## Assets

Revenue Vehicles 4  
Service Vehicles 0  
Facilities 0

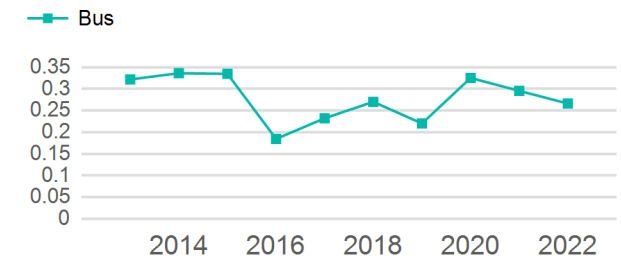
## Service Supplied

Annual Vehicle Revenue Miles (VRM) 154,299  
Annual Vehicle Revenue Hours (VRH) 7,053  
Vehicles Operated in Maximum Service (VOMS) 2

## Modal Characteristics

Mode	Annual Unlinked Passenger Trips	Directly Operated VOMS	Purchased Transportation VOMS	Annual Vehicle Revenue Miles	Annual Vehicle Revenue Hours
Bus	41,084	0	2	154,299	7,053
<b>Total</b>	<b>41,084</b>	<b>0</b>	<b>2</b>	<b>154,299</b>	<b>7,053</b>

## Unlinked Passenger Trip per Vehicle Revenue Mile



## Metrics

### Service Efficiency

### Service Effectiveness

Mode	OE per VRM	OE per VRH	UPT per VRM	UPT per VRH	OE per UPT
Bus	\$3.24	\$70.80	0.3	5.8	\$12.15
<b>Total</b>	<b>\$3.24</b>	<b>\$70.80</b>	<b>0.3</b>	<b>5.8</b>	<b>\$12.15</b>

2022 Annual Agency Profile - First Transit - Steuben (NTD ID 20946)

2022 Funding Breakdown

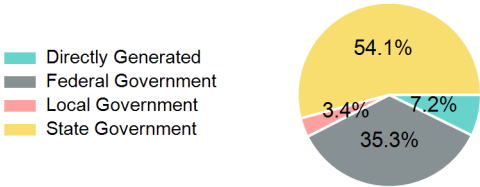
Summary of Operating Expenses (OE)

Sources of Operating Funds Expended

Operating Funding Sources

Mode	Operating Expenses	Fare Revenues
Bus	\$499,349	\$36,113
Total	\$499,349	\$36,113

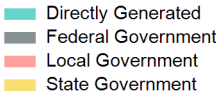
Directly Generated	\$36,113
Federal Government	\$176,247
Local Government	\$16,964
State Government	\$270,025
Total Operating Funds Expended	\$499,349



Capital Funding Sources

Sources of Capital Funds Expended

Directly Generated	\$0
Federal Government	\$0
Local Government	\$0
State Government	\$0
Total Capital Funds Expended	\$0



2022 Asset Management

Transit Asset Management (TAM) Tier	Tier II	TAM Sponsor NTD ID	2R02
-------------------------------------	---------	--------------------	------

Metrics

2022 Performance Measure - Asset - 2023 Target  
(% not in State of Good Repair)

Equipment - Automobiles - 40%  
Equipment - Trucks and other Rubber Tire Vehicles - 40%  
Facility - Administrative / Maintenance Facilities - 20%  
Facility - Passenger / Parking Facilities - 0%  
Rolling Stock - BR - Over-the-road Bus - 0%  
Rolling Stock - BU - Bus - 22%  
Rolling Stock - CU - Cutaway - 40%  
Rolling Stock - MV - Minivan - 0%  
Rolling Stock - VN - Van - 0%

Mode	Average Fleet Age in Years
Bus	5.3