

2022 Annual Agency Profile - Broadway Bus Corporation (NTD ID 20220)

Mailing Address: 1329 Kennedy Blvd.
Bayonne, NJ 07002

Website:

Geographic Coverage

Primary Urbanized/Rural Area New York--Jersey City--Newark, NY--NJ
Service Area Population 100,344
Service Area Sq. Miles 7
Other Areas Served:

Service Consumed

Annual Unlinked Trips (UPT) 462,906

Assets

Revenue Vehicles 10
Service Vehicles 0
Facilities 1

Service Supplied

Annual Vehicle Revenue Miles (VRM) 90,895
Annual Vehicle Revenue Hours (VRH) 12,988
Vehicles Operated in Maximum Service (VOMS) 8

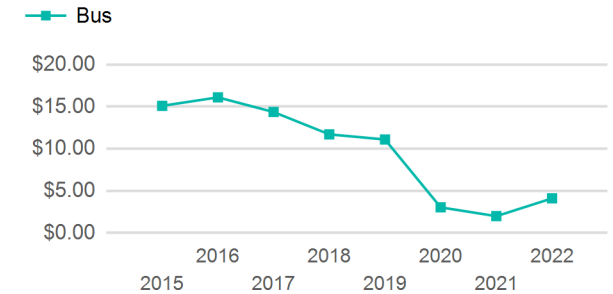
Modal Characteristics

Mode	Annual Unlinked Passenger Trips	Directly Operated VOMS	Purchased Transportation VOMS	Annual Vehicle Revenue Miles	Annual Vehicle Revenue Hours
Bus	462,906	8	0	90,895	12,988
Total	462,906	8	0	90,895	12,988

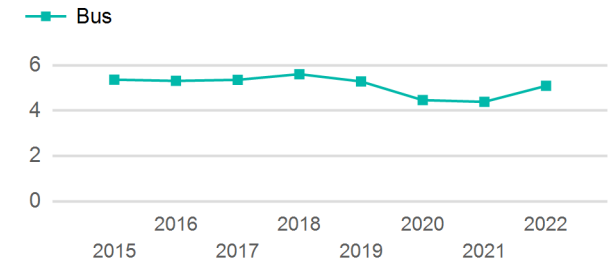
Metrics

Mode	Service Efficiency		Service Effectiveness		
	OE per VRM	OE per VRH	UPT per VRM	UPT per VRH	OE per UPT
Bus	\$4.11	\$28.76	5.1	35.6	\$0.81
Total	\$4.11	\$28.76	5.1	35.6	\$0.81

Operating Expenses per Vehicle Revenue Mile



Unlinked Passenger Trip per Vehicle Revenue Mile



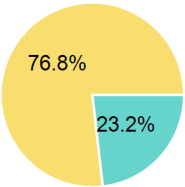
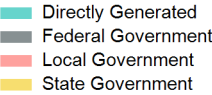
2022 Annual Agency Profile - Broadway Bus Corporation (NTD ID 20220)

2022 Funding Breakdown

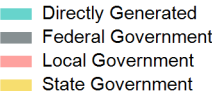
Summary of Operating Expenses (OE)

Sources of Operating Funds Expended

Operating Funding Sources



Capital Funding Sources



Sources of Capital Funds Expended

Total Capital Funds Expended \$0

Mode	Operating Expenses	Fare Revenues
Bus	\$373,560	\$86,623
Total	\$373,560	\$86,623

2022 Asset Management

Transit Asset Management (TAM) Tier Tier II

TAM Sponsor NTD ID

Metrics

2022 Performance Measure - Asset - 2023 Target
(% not in State of Good Repair)

Facility - Administrative / Maintenance Facilities - 0%
Rolling Stock - BU - Bus - 0%

Mode	Average Fleet Age in Years
Bus	9.0