

2022 Annual Agency Profile - Gloucester County (NTD ID 20195)

Mailing Address: 115 Budd Blvd
West Deptford, NJ 08096-3338

Website: <http://www.co.gloucester.nj.us/depts/h/hserv/transportation/default.asp>

Geographic Coverage

Primary Urbanized/Rural Area Philadelphia, PA--NJ--DE--MD
Service Area Population 291,636
Service Area Sq. Miles 337
Other Areas Served:
New Jersey Non-UZA

Assets

Revenue Vehicles 12
Service Vehicles 0
Facilities 0

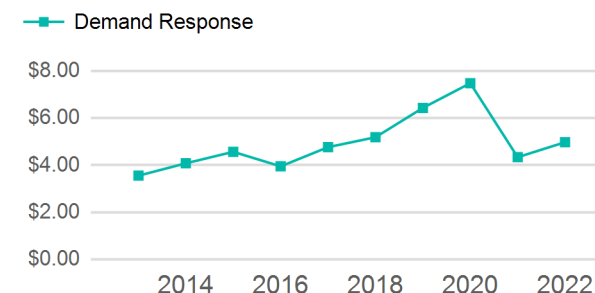
Service Consumed

Annual Unlinked Trips (UPT) 26,580

Service Supplied

Annual Vehicle Revenue Miles (VRM) 180,264
Annual Vehicle Revenue Hours (VRH) 17,501
Vehicles Operated in Maximum Service (VOMS) 22

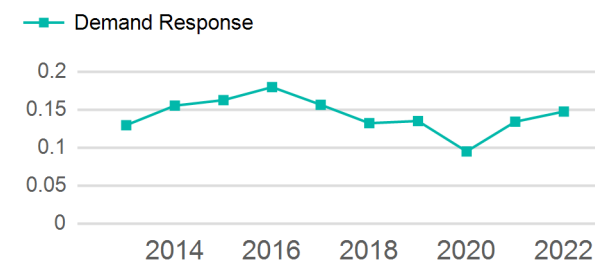
Operating Expenses per Vehicle Revenue Mile



Modal Characteristics

Mode	Annual Unlinked Passenger Trips	Directly Operated VOMS	Purchased Transportation VOMS	Annual Vehicle Revenue Miles	Annual Vehicle Revenue Hours
Demand Response	26,580	22	0	180,264	17,501
Total	26,580	22	0	180,264	17,501

Unlinked Passenger Trip per Vehicle Revenue Mile



Metrics

Mode	Service Efficiency		Service Effectiveness		
	OE per VRM	OE per VRH	UPT per VRM	UPT per VRH	OE per UPT
Demand Response	\$9.95	\$102.46	0.1	1.5	\$67.46
Total	\$9.95	\$102.46	0.1	1.5	\$67.46

2022 Annual Agency Profile - Gloucester County (NTD ID 20195)

2022 Funding Breakdown

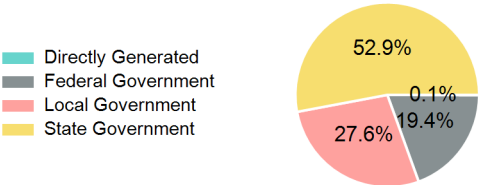
Summary of Operating Expenses (OE)

Sources of Operating Funds Expended

Operating Funding Sources

Mode	Operating Expenses	Fare Revenues
Demand Response	\$1,793,177	\$0
Total	\$1,793,177	\$0

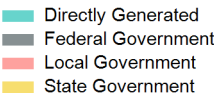
Directly Generated	\$1,150
Federal Government	\$347,554
Local Government	\$495,014
State Government	\$949,459
Total Operating Funds Expended	\$1,793,177



Capital Funding Sources

Sources of Capital Funds Expended

Directly Generated	\$0
Federal Government	\$0
Local Government	\$0
State Government	\$0
Total Capital Funds Expended	\$0



2022 Asset Management

Transit Asset Management (TAM) Tier	Tier II	TAM Sponsor NTD ID	2R01
Metrics			

2022 Performance Measure - Asset - 2023 Target
(% not in State of Good Repair)

Mode	Average Fleet Age in Years
Demand Response	4.5