

# 2022 Annual Agency Profile - Newburgh Beacon Bus Corporation (NTD ID 20148)

**Mailing Address:** 24 Windsor Highway  
New Windsor, NY 12550

**Website:** <http://www.leprechaunlines.com/>

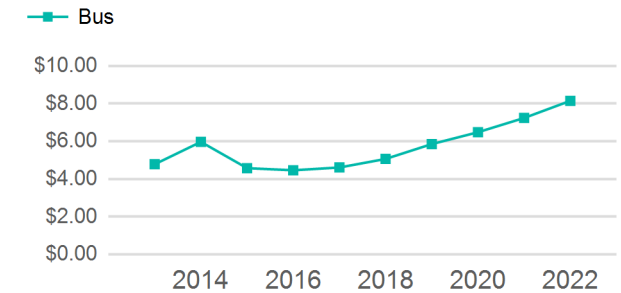
## Geographic Coverage

**Primary Urbanized/Rural Area** Poughkeepsie--Newburgh, NY  
**Service Area Population** 249,175  
**Service Area Sq. Miles** 132  
**Other Areas Served:**

## Service Consumed

**Annual Unlinked Trips (UPT)** 130,024

## Operating Expenses per Vehicle Revenue Mile



## Assets

**Revenue Vehicles** 10  
**Service Vehicles** 1  
**Facilities** 0

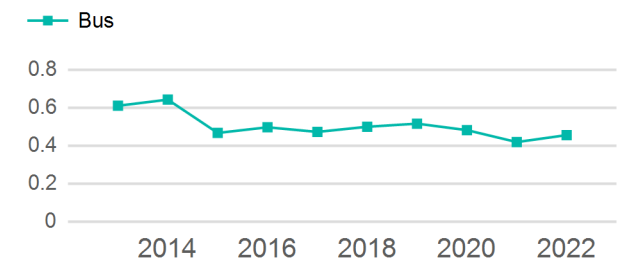
## Service Supplied

**Annual Vehicle Revenue Miles (VRM)** 285,478  
**Annual Vehicle Revenue Hours (VRH)** 20,410  
**Vehicles Operated in Maximum Service (VOMS)** 7

## Modal Characteristics

Mode	Annual Unlinked Passenger Trips	Directly Operated VOMS	Purchased Transportation VOMS	Annual Vehicle Revenue Miles	Annual Vehicle Revenue Hours
Bus	130,024	7	0	285,478	20,410
<b>Total</b>	<b>130,024</b>	<b>7</b>	<b>0</b>	<b>285,478</b>	<b>20,410</b>

## Unlinked Passenger Trip per Vehicle Revenue Mile



Metrics	Service Efficiency		Service Effectiveness		
	OE per VRM	OE per VRH	UPT per VRM	UPT per VRH	OE per UPT
Bus	\$8.15	\$113.96	0.5	6.4	\$17.89
<b>Total</b>	<b>\$8.15</b>	<b>\$113.96</b>	<b>0.5</b>	<b>6.4</b>	<b>\$17.89</b>

2022 Annual Agency Profile - Newburgh Beacon Bus Corporation (NTD ID 20148)

2022 Funding Breakdown

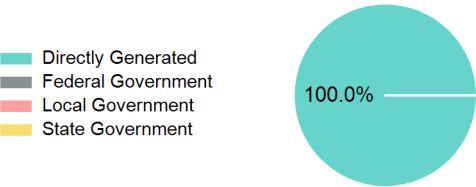
Summary of Operating Expenses (OE)

Sources of Operating Funds Expended

Operating Funding Sources

Mode	Operating Expenses	Fare Revenues
Bus	\$2,325,882	\$180,494
Total	\$2,325,882	\$180,494

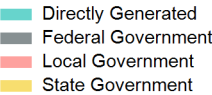
Directly Generated	\$2,385,882
Federal Government	\$0
Local Government	\$0
State Government	\$0
Total Operating Funds Expended	\$2,385,882



Capital Funding Sources

Sources of Capital Funds Expended

Directly Generated	\$0
Federal Government	\$0
Local Government	\$0
State Government	\$0
Total Capital Funds Expended	\$0



2022 Asset Management

Transit Asset Management (TAM) Tier	Tier II	TAM Sponsor NTD ID	A0023
-------------------------------------	---------	--------------------	-------

Metrics

2022 Performance Measure - Asset - 2023 Target  
(% not in State of Good Repair)

Mode	Average Fleet Age in Years
Bus	9.2