

2022 Annual Agency Profile - Town of Newburgh (NTD ID 20143)

Mailing Address: 311 Route 32
Newburgh, NY 12550

<http://www.townofnewburgh.org/cit-e-access/webpage.cfm?tid=40&tpid=4942>
Website: tid=40&tpid=4942

Geographic Coverage

Primary Urbanized/Rural Area Poughkeepsie--Newburgh, NY
Service Area Population 31,985
Service Area Sq. Miles 47
Other Areas Served:
New York Non-UZA

Assets

Revenue Vehicles 3
Service Vehicles 0
Facilities 0

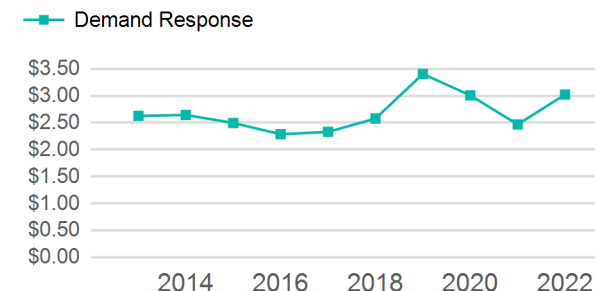
Service Consumed

Annual Unlinked Trips (UPT) 6,234

Service Supplied

Annual Vehicle Revenue Miles (VRM) 26,494
Annual Vehicle Revenue Hours (VRH) 2,253
Vehicles Operated in Maximum Service (VOMS) 3

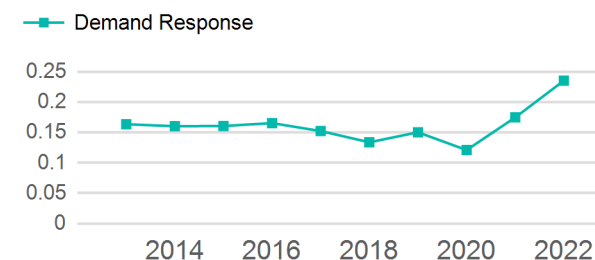
Operating Expenses per Vehicle Revenue Mile



Modal Characteristics

Mode	Annual Unlinked Passenger Trips	Directly Operated VOMS	Purchased Transportation VOMS	Annual Vehicle Revenue Miles	Annual Vehicle Revenue Hours
Demand Response	6,234	3	0	26,494	2,253
Total	6,234	3	0	26,494	2,253

Unlinked Passenger Trip per Vehicle Revenue Mile



Metrics

Mode	Service Efficiency		Service Effectiveness		
	OE per VRM	OE per VRH	UPT per VRM	UPT per VRH	OE per UPT
Demand Response	\$3.02	\$35.56	0.2	2.8	\$12.85
Total	\$3.02	\$35.56	0.2	2.8	\$12.85

2022 Annual Agency Profile - Town of Newburgh (NTD ID 20143)

2022 Funding Breakdown

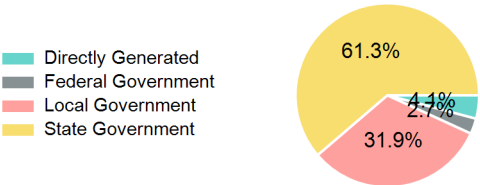
Summary of Operating Expenses (OE)

Sources of Operating Funds Expended

Operating Funding Sources

Mode	Operating Expenses	Fare Revenues
Demand Response	\$80,118	\$3,288
Total	\$80,118	\$3,288

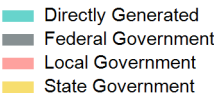
Directly Generated	\$3,288
Federal Government	\$2,187
Local Government	\$25,554
State Government	\$49,089
Total Operating Funds Expended	\$80,118



Capital Funding Sources

Sources of Capital Funds Expended

Directly Generated	\$0
Federal Government	\$0
Local Government	\$0
State Government	\$0
Total Capital Funds Expended	\$0



2022 Asset Management

Transit Asset Management (TAM) Tier	Tier II	TAM Sponsor NTD ID	A0023
-------------------------------------	---------	--------------------	-------

Metrics

2022 Performance Measure - Asset - 2023 Target
(% not in State of Good Repair)

Mode	Average Fleet Age in Years
Demand Response	5.7