

2022 Annual Agency Profile - Aroostook Band of Micmacs (NTD ID 11146)

Mailing Address: 7 NORTHERN RD
PRESQUE ISLE, ME 04769-2027

Website: <http://www.micmac-nsn.gov/>

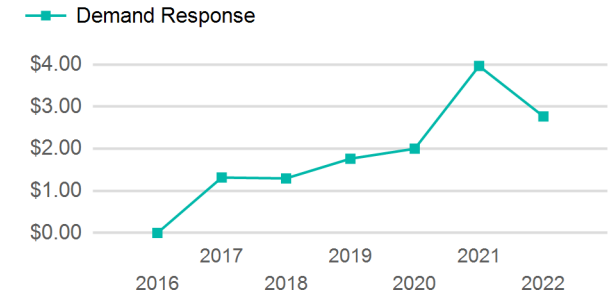
Geographic Coverage

Primary Urbanized/Rural Area Maine Non-UZA
Other Areas Served:

Service Consumed

Annual Unlinked Trips (UPT) 107

Operating Expenses per Vehicle Revenue Mile



Assets

Revenue Vehicles 7
Service Vehicles 0
Facilities 2

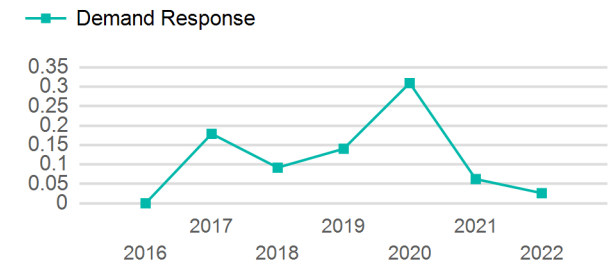
Service Supplied

Annual Vehicle Revenue Miles (VRM) 4,102
Annual Vehicle Revenue Hours (VRH) 224
Vehicles Operated in Maximum Service (VOMS) 1

Modal Characteristics

Mode	Annual Unlinked Passenger Trips	Directly Operated VOMS	Purchased Transportation VOMS	Annual Vehicle Revenue Miles	Annual Vehicle Revenue Hours
Demand Response	107	1	0	4,102	224
Total	107	1	0	4,102	224

Unlinked Passenger Trip per Vehicle Revenue Mile



Metrics

Mode	Service Efficiency		Service Effectiveness		
	OE per VRM	OE per VRH	UPT per VRM	UPT per VRH	OE per UPT
Demand Response	\$2.77	\$50.69	0.0	0.5	\$106.11
Total	\$2.77	\$50.69	0.0	0.5	\$106.11

2022 Annual Agency Profile - Aroostook Band of Micmacs (NTD ID 11146)

2022 Funding Breakdown

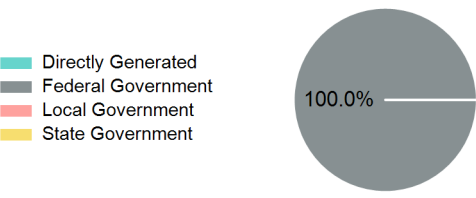
Summary of Operating Expenses (OE)

Sources of Operating Funds Expended

Operating Funding Sources

Mode	Operating Expenses	Fare Revenues
Demand Response	\$11,354	\$0
Total	\$11,354	\$0

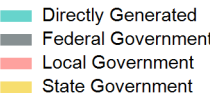
Directly Generated	\$0
Federal Government	\$11,354
Local Government	\$0
State Government	\$0
Total Operating Funds Expended	\$11,354



Capital Funding Sources

Sources of Capital Funds Expended

Directly Generated	\$0
Federal Government	\$0
Local Government	\$0
State Government	\$0
Total Capital Funds Expended	\$0



2022 Asset Management

Transit Asset Management (TAM) Tier Tier II

TAM Sponsor NTD ID

Metrics

2022 Performance Measure - Asset - 2023 Target (% not in State of Good Repair)

Facility - Administrative / Maintenance Facilities - 0%
Rolling Stock - MV - Minivan - 0%
Rolling Stock - SV - Sports Utility Vehicle - 67%
Rolling Stock - VN - Van - 67%

Mode	Average Fleet Age in Years
Demand Response	7.6