

2022 Annual Agency Profile - Houlton Band of Maliseet Indians (NTD ID 11140)

Mailing Address: 88 BELL RD
LITTLETON, ME 04730-6704

Website: <http://www.maliseets.com/>

Geographic Coverage

Primary Urbanized/Rural Area Maine Non-UZA

Other Areas Served:

Assets

Revenue Vehicles 8
Service Vehicles 2
Facilities 1

Service Consumed

Annual Unlinked Trips (UPT) 270

Service Supplied

Annual Vehicle Revenue Miles (VRM) 23,255
Annual Vehicle Revenue Hours (VRH) 6,115
Vehicles Operated in Maximum Service (VOMS) 4

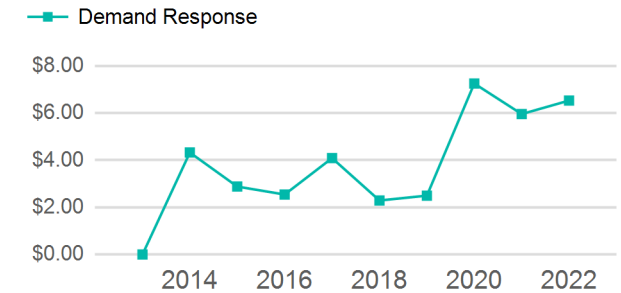
Modal Characteristics

	Annual Unlinked Passenger Trips	Directly Operated VOMS	Purchased Transportation VOMS	Annual Vehicle Revenue Miles	Annual Vehicle Revenue Hours
Mode					
Demand Response	270	4	0	23,255	6,115
Total	270	4	0	23,255	6,115

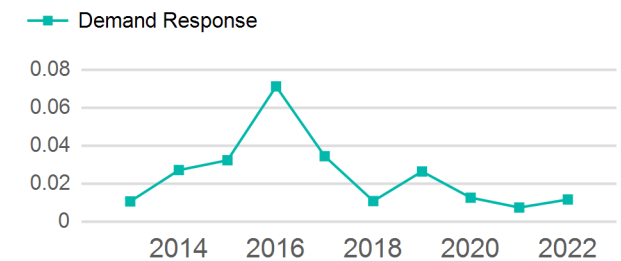
Metrics

	Service Efficiency		Service Effectiveness		
Mode	OE per VRM	OE per VRH	UPT per VRM	UPT per VRH	OE per UPT
Demand Response	\$6.53	\$24.83	0.0	0.0	\$562.41
Total	\$6.53	\$24.83	0.0	0.0	\$562.41

Operating Expenses per Vehicle Revenue Mile



Unlinked Passenger Trip per Vehicle Revenue Mile



2022 Annual Agency Profile - Houlton Band of Maliseet Indians (NTD ID 11140)

2022 Funding Breakdown

Summary of Operating Expenses (OE)

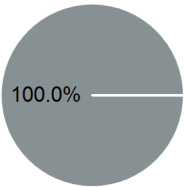
Sources of Operating Funds Expended

Operating Funding Sources

Mode	Operating Expenses	Fare Revenues
Demand Response	\$151,852	\$0
Total	\$151,852	\$0

Directly Generated	\$0
Federal Government	\$151,852
Local Government	\$0
State Government	\$0
Total Operating Funds Expended	\$151,852

- Directly Generated
- Federal Government
- Local Government
- State Government



Capital Funding Sources

Sources of Capital Funds Expended

Directly Generated	\$0
Federal Government	\$0
Local Government	\$0
State Government	\$0
Total Capital Funds Expended	\$0

- Directly Generated
- Federal Government
- Local Government
- State Government

2022 Asset Management

Transit Asset Management (TAM) Tier Tier II

TAM Sponsor NTD ID

Metrics

2022 Performance Measure - Asset - 2023 Target
(% not in State of Good Repair)

Equipment - Trucks and other Rubber Tire Vehicles - 0%
Facility - Administrative / Maintenance Facilities - 0%
Rolling Stock - AO - Automobile - 50%
Rolling Stock - MV - Minivan - 33%
Rolling Stock - SV - Sports Utility Vehicle - 0%
Rolling Stock - VN - Van - 100%

Mode	Average Fleet Age in Years
Demand Response	5.8