

2022 Annual Agency Profile - Northeastern Connecticut Transit District (NTD ID 10156)

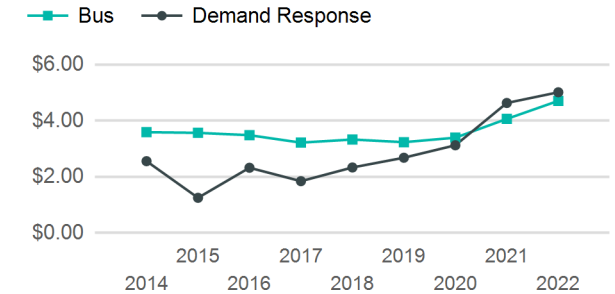
Mailing Address: 125 PUTNAM PIKE
DAYVILLE, CT 06241-1626

Website: <http://www.nectd.org/>

Service Consumed

Annual Unlinked Trips (UPT) 22,036

Operating Expenses per Vehicle Revenue Mile



Assets

Revenue Vehicles 13
Service Vehicles 0
Facilities 0

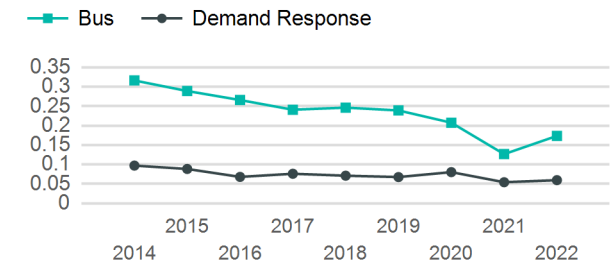
Service Supplied

Annual Vehicle Revenue Miles (VRM) 135,475
Annual Vehicle Revenue Hours (VRH) 6,625
Vehicles Operated in Maximum Service (VOMS) 10

Modal Characteristics

Mode	Annual Unlinked Passenger Trips	Directly Operated VOMS	Purchased Transportation VOMS	Annual Vehicle Revenue Miles	Annual Vehicle Revenue Hours
Demand Response	763	1	0	12,828	618
Bus	21,273	9	0	122,647	6,007
Total	22,036	10	0	135,475	6,625

Unlinked Passenger Trip per Vehicle Revenue Mile



Mode	Service Efficiency		Service Effectiveness		
	OE per VRM	OE per VRH	UPT per VRM	UPT per VRH	OE per UPT
Demand Response	\$5.01	\$104.05	0.1	1.2	\$84.28
Bus	\$4.71	\$96.09	0.2	3.5	\$27.13
Total	\$4.74	\$96.83	0.2	3.3	\$29.11

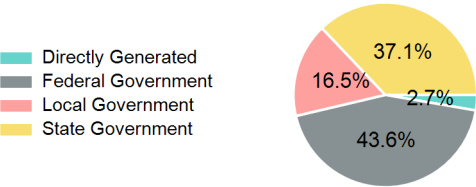
2022 Annual Agency Profile - Northeastern Connecticut Transit District (NTD ID 10156)

2022 Funding Breakdown

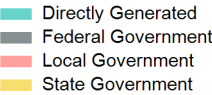
Summary of Operating Expenses (OE)

Sources of Operating Funds Expended

Operating Funding Sources



Capital Funding Sources



Sources of Capital Funds Expended

Directly Generated	\$0
Federal Government	\$0
Local Government	\$0
State Government	\$0

Total Capital Funds Expended \$0

2022 Asset Management

Transit Asset Management (TAM) Tier

Tier II

TAM Sponsor NTD ID

1R01

Metrics

Mode

Average Fleet Age in Years

Demand Response	12.0
Bus	5.0

2022 Performance Measure - Asset - 2023 Target (% not in State of Good Repair)

Equipment - Automobiles - 67%
Equipment - Trucks and other Rubber Tire Vehicles - 20%
Facility - Administrative / Maintenance Facilities - 17%
Facility - Passenger / Parking Facilities - 0%
Rolling Stock - BU - Bus - 6%
Rolling Stock - CU - Cutaway - 73%
Rolling Stock - MV - Minivan - 100%
Rolling Stock - SV - Sports Utility Vehicle - 100%
Rolling Stock - VN - Van - 81%