

2022 Annual Agency Profile - Aroostook Regional Transportation Systems, Inc. (NTD ID 10142)

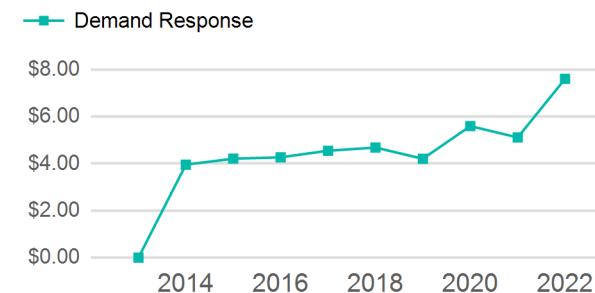
Mailing Address: 24 Houlton Road
Presque Isle, ME 04769-0552

Website: <http://www.aroostooktransportation.org>

Service Consumed

Annual Unlinked Trips (UPT) 46,767

Operating Expenses per Vehicle Revenue Mile



Assets

Revenue Vehicles 23
Service Vehicles 0
Facilities 0

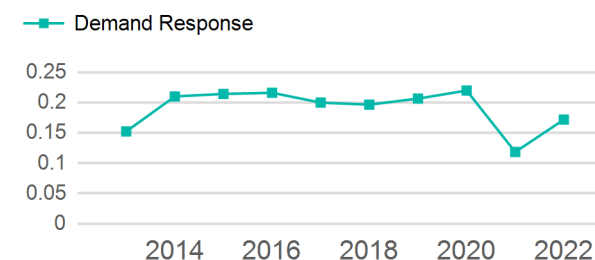
Service Supplied

Annual Vehicle Revenue Miles (VRM) 272,047
Annual Vehicle Revenue Hours (VRH) 18,027
Vehicles Operated in Maximum Service (VOMS) 19

Modal Characteristics

Mode	Annual Unlinked Passenger Trips	Directly Operated VOMS	Purchased Transportation VOMS	Annual Vehicle Revenue Miles	Annual Vehicle Revenue Hours
Demand Response	46,767	19	0	272,047	18,027
Total	46,767	19	0	272,047	18,027

Unlinked Passenger Trip per Vehicle Revenue Mile



Metrics

Mode	Service Efficiency		Service Effectiveness		
	OE per VRM	OE per VRH	UPT per VRM	UPT per VRH	OE per UPT
Demand Response	\$7.60	\$114.76	0.2	2.6	\$44.23
Total	\$7.60	\$114.76	0.2	2.6	\$44.23

2022 Annual Agency Profile - Aroostook Regional Transportation Systems, Inc. (NTD ID 10142)

2022 Funding Breakdown

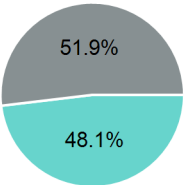
Summary of Operating Expenses (OE)

Sources of Operating Funds Expended

Operating Funding Sources

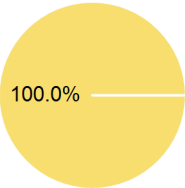
Mode	Operating Expenses	Fare Revenues
Demand Response	\$2,068,705	\$80,935
Total	\$2,068,705	\$80,935

Directly Generated	\$995,540
Federal Government	\$1,073,165
Local Government	\$0
State Government	\$0
Total Operating Funds Expended	\$2,068,705



Capital Funding Sources

Sources of Capital Funds Expended



Directly Generated	\$0
Federal Government	\$0
Local Government	\$0
State Government	\$101,123
Total Capital Funds Expended	\$101,123

2022 Asset Management

Transit Asset Management (TAM) Tier	Tier II	TAM Sponsor NTD ID	1R03
-------------------------------------	---------	--------------------	------

Metrics

2022 Performance Measure - Asset - 2023 Target
(% not in State of Good Repair)

Mode	Average Fleet Age in Years
Demand Response	6.7

Equipment - Automobiles - 100%
Equipment - Trucks and other Rubber Tire Vehicles - 33%
Facility - Administrative / Maintenance Facilities - 0%
Facility - Passenger / Parking Facilities - 0%
Rolling Stock - AO - Automobile - 100%
Rolling Stock - BU - Bus - 49%
Rolling Stock - CU - Cutaway - 42%
Rolling Stock - FB - Ferryboat - 56%
Rolling Stock - MV - Minivan - 100%
Rolling Stock - SV - Sports Utility Vehicle - 0%
Rolling Stock - VN - Van - 31%