

2022 Annual Agency Profile - Biddeford-Saco-Old Orchard Beach Transit Committee Shuttle Bus (NTD ID 10114)

Mailing Address: 110 MAIN ST
SACO, ME 04072-3504

Website: <http://www.bsoobtransit.org>

Geographic Coverage

Primary Urbanized/Rural Area Portland, ME
Service Area Population 75,900
Service Area Sq. Miles 95
Other Areas Served: Maine Non-UZA

Assets

Revenue Vehicles 23
Service Vehicles 5
Facilities 1

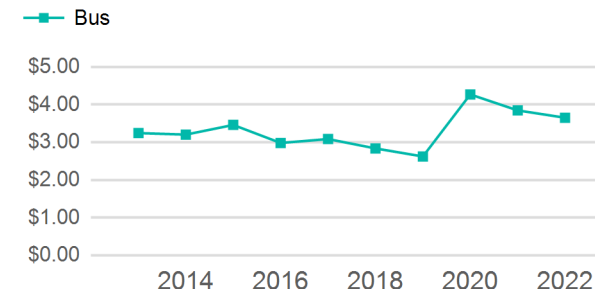
Service Consumed

Annual Unlinked Trips (UPT) 171,828

Service Supplied

Annual Vehicle Revenue Miles (VRM) 496,928
Annual Vehicle Revenue Hours (VRH) 29,592
Vehicles Operated in Maximum Service (VOMS) 11

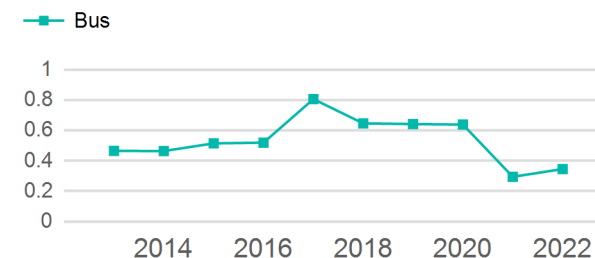
Operating Expenses per Vehicle Revenue Mile



Modal Characteristics

Mode	Annual Unlinked Passenger Trips	Directly Operated VOMS	Purchased Transportation VOMS	Annual Vehicle Revenue Miles	Annual Vehicle Revenue Hours
Bus	171,828	11	0	496,928	29,592
Total	171,828	11	0	496,928	29,592

Unlinked Passenger Trip per Vehicle Revenue Mile



Metrics	Service Efficiency		Service Effectiveness		
	OE per VRM	OE per VRH	UPT per VRM	UPT per VRH	OE per UPT
Bus	\$7.30	\$122.64	0.3	5.8	\$21.12
Total	\$7.30	\$122.64	0.3	5.8	\$21.12

2022 Annual Agency Profile - Biddeford-Saco-Old Orchard Beach Transit Committee Shuttle Bus (NTD ID 10114)

2022 Funding Breakdown

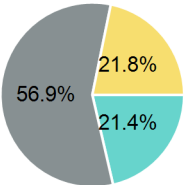
Summary of Operating Expenses (OE)

Sources of Operating Funds Expended

Operating Funding Sources

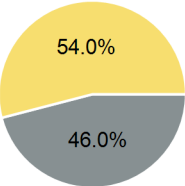
Mode	Operating Expenses	Fare Revenues
Bus	\$3,629,275	\$276,032
Total	\$3,629,275	\$276,032

Directly Generated	\$775,223
Federal Government	\$2,064,408
Local Government	\$0
State Government	\$789,644
Total Operating Funds Expended	\$3,629,275



Capital Funding Sources

Sources of Capital Funds Expended



Directly Generated	\$0
Federal Government	\$1,275,605
Local Government	\$0
State Government	\$1,500,000
Total Capital Funds Expended	\$2,775,605

2022 Asset Management

Transit Asset Management (TAM) Tier Tier II

TAM Sponsor NTD ID

Metrics

2022 Performance Measure - Asset - 2023 Target
(% not in State of Good Repair)

Equipment - Trucks and other Rubber Tire Vehicles - 67%

Facility - Administrative / Maintenance Facilities - 0%

Rolling Stock - BR - Over-the-road Bus - 33%

Rolling Stock - BU - Bus - 50%

Mode	Average Fleet Age in Years
Bus	8.0