

2022 Annual Agency Profile - Craig Tribal Association (NTD ID 00460)

Mailing Address: 1330 CRAIG/KLAWOCK HWY
CRAIG, AK 99921

Website: <http://www.craigtribe.org>

Geographic Coverage

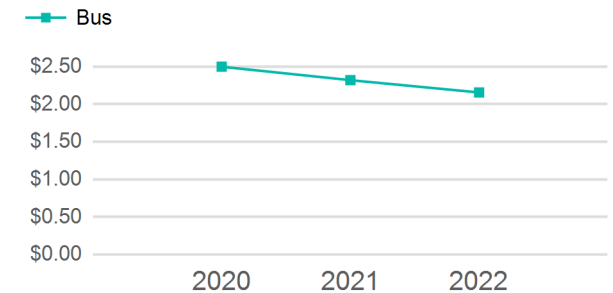
Primary Urbanized/Rural Area Alaska Non-UZA

Other Areas Served:

Service Consumed

Annual Unlinked Trips (UPT) 2,920

Operating Expenses per Vehicle Revenue Mile



Assets

Revenue Vehicles 2

Service Vehicles 1

Facilities 0

Service Supplied

Annual Vehicle Revenue Miles (VRM) 33,456

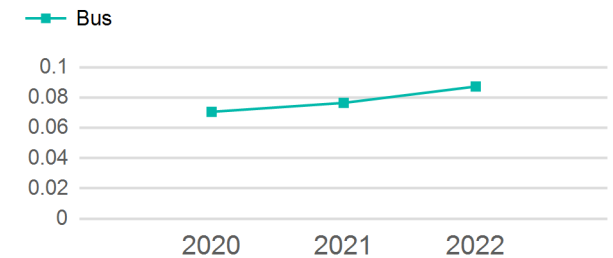
Annual Vehicle Revenue Hours (VRH) 1,826

Vehicles Operated in Maximum Service (VOMS) 2

Modal Characteristics

| Mode | Annual Unlinked Passenger Trips | Directly Operated VOMS | Purchased Transportation VOMS | Annual Vehicle Revenue Miles | Annual Vehicle Revenue Hours |
|--------------|---------------------------------|------------------------|-------------------------------|------------------------------|------------------------------|
| Bus | 2,920 | 2 | 0 | 33,456 | 1,826 |
| Total | 2,920 | 2 | 0 | 33,456 | 1,826 |

Unlinked Passenger Trip per Vehicle Revenue Mile



Metrics

Service Efficiency

Service Effectiveness

| Mode | OE per VRM | OE per VRH | UPT per VRM | UPT per VRH | OE per UPT |
|--------------|---------------|----------------|-------------|-------------|----------------|
| Bus | \$2.16 | \$39.50 | 0.1 | 1.6 | \$24.70 |
| Total | \$2.16 | \$39.50 | 0.1 | 1.6 | \$24.70 |

2022 Annual Agency Profile - Craig Tribal Association (NTD ID 00460)

2022 Funding Breakdown

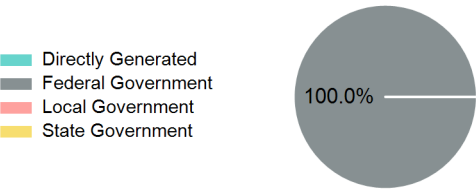
Summary of Operating Expenses (OE)

Sources of Operating Funds Expended

Operating Funding Sources

| Mode | Operating Expenses | Fare Revenues |
|-------|--------------------|---------------|
| Bus | \$72,121 | \$0 |
| Total | \$72,121 | \$0 |

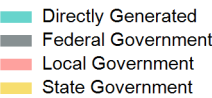
| | |
|--------------------------------|----------|
| Directly Generated | \$0 |
| Federal Government | \$72,121 |
| Local Government | \$0 |
| State Government | \$0 |
| Total Operating Funds Expended | \$72,121 |



Capital Funding Sources

Sources of Capital Funds Expended

| | |
|------------------------------|-----|
| Directly Generated | \$0 |
| Federal Government | \$0 |
| Local Government | \$0 |
| State Government | \$0 |
| Total Capital Funds Expended | \$0 |



2022 Asset Management

Transit Asset Management (TAM) Tier Tier II

TAM Sponsor NTD ID

Metrics

2022 Performance Measure - Asset - 2023 Target
(% not in State of Good Repair)
Equipment - Trucks and other Rubber Tire Vehicles - 100%
Rolling Stock - CU - Cutaway - 0%

| Mode | Average Fleet Age in Years |
|------|----------------------------|
| Bus | 4.0 |