

2022 Annual Agency Profile - Lemhi Ride (NTD ID 00403)

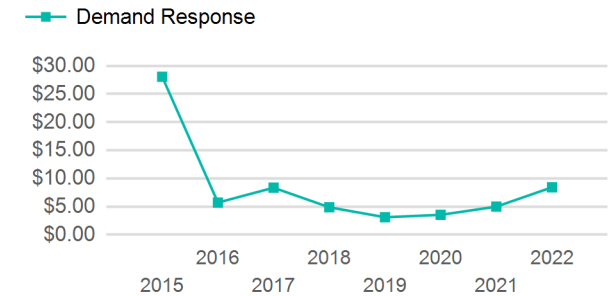
Mailing Address: 206 COURTHOUSE DR
SALMON, ID 83467-3900

Website: <http://www.lemhicountyidaho.org>

Service Consumed

Annual Unlinked Trips (UPT) 13,164

Operating Expenses per Vehicle Revenue Mile



Assets

Revenue Vehicles 5
Service Vehicles 0
Facilities 0

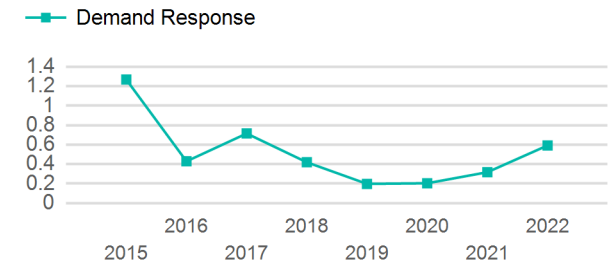
Service Supplied

Annual Vehicle Revenue Miles (VRM) 22,255
Annual Vehicle Revenue Hours (VRH) 1,391
Vehicles Operated in Maximum Service (VOMS) 3

Modal Characteristics

Mode	Annual Unlinked Passenger Trips	Directly Operated VOMS	Purchased Transportation VOMS	Annual Vehicle Revenue Miles	Annual Vehicle Revenue Hours
Demand Response	13,164	3	0	22,255	1,391
Total	13,164	3	0	22,255	1,391

Unlinked Passenger Trip per Vehicle Revenue Mile



Metrics

Mode	Service Efficiency		Service Effectiveness		
	OE per VRM	OE per VRH	UPT per VRM	UPT per VRH	OE per UPT
Demand Response	\$8.43	\$134.90	0.6	9.5	\$14.25
Total	\$8.43	\$134.90	0.6	9.5	\$14.25

2022 Annual Agency Profile - Lemhi Ride (NTD ID 00403)

2022 Funding Breakdown

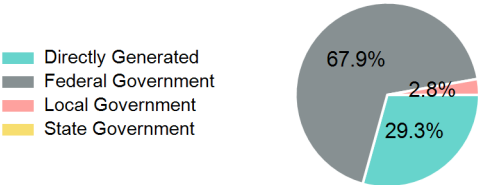
Summary of Operating Expenses (OE)

Sources of Operating Funds Expended

Operating Funding Sources

Mode	Operating Expenses	Fare Revenues
Demand Response	\$187,640	\$55,034
Total	\$187,640	\$55,034

Directly Generated	\$55,034
Federal Government	\$127,396
Local Government	\$5,210
State Government	\$0
Total Operating Funds Expended	\$187,640



Capital Funding Sources

Sources of Capital Funds Expended

Directly Generated	\$0
Federal Government	\$0
Local Government	\$0
State Government	\$0
Total Capital Funds Expended	\$0



2022 Asset Management

Transit Asset Management (TAM) Tier	Tier II	TAM Sponsor NTD ID	0R01
-------------------------------------	---------	--------------------	------

Metrics

2022 Performance Measure - Asset - 2023 Target (% not in State of Good Repair)	Mode	Average Fleet Age in Years
Equipment - Automobiles - 100%	Demand Response	7.2
Equipment - Trucks and other Rubber Tire Vehicles - 50%		
Facility - Administrative / Maintenance Facilities - 0%		
Facility - Passenger / Parking Facilities - 0%		
Rolling Stock - AO - Automobile - 89%		
Rolling Stock - BU - Bus - 38%		
Rolling Stock - CU - Cutaway - 48%		
Rolling Stock - MV - Minivan - 70%		
Rolling Stock - SB - School Bus - 0%		
Rolling Stock - SV - Sports Utility Vehicle - 97%		
Rolling Stock - VN - Van - 49%		