

2022 Annual Agency Profile - Hydaburg Cooperative Association (NTD ID 00279)

Mailing Address: 1 WATER ST
HYDABURG, AK 99922

Website: <http://www.hydatribes.org/transportation.hotmail>

Geographic Coverage

Primary Urbanized/Rural Area Alaska Non-UZA

Other Areas Served:

Assets

Revenue Vehicles 2
Service Vehicles 0
Facilities 0

Service Consumed

Annual Unlinked Trips (UPT) 2,404

Service Supplied

Annual Vehicle Revenue Miles (VRM) 35,431
Annual Vehicle Revenue Hours (VRH) 2,169
Vehicles Operated in Maximum Service (VOMS) 2

Modal Characteristics

Mode	Annual Unlinked Passenger Trips	Directly Operated VOMS	Purchased Transportation VOMS	Annual Vehicle Revenue Miles	Annual Vehicle Revenue Hours
Demand Response	2,404	2	0	35,431	2,169
Total	2,404	2	0	35,431	2,169

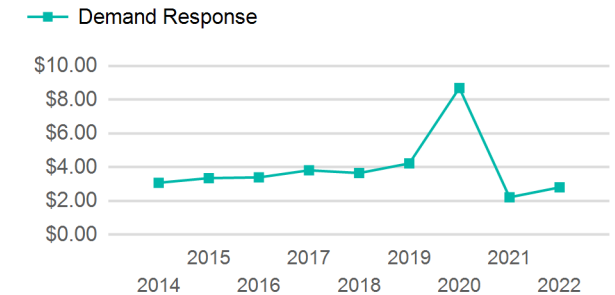
Metrics

Service Efficiency

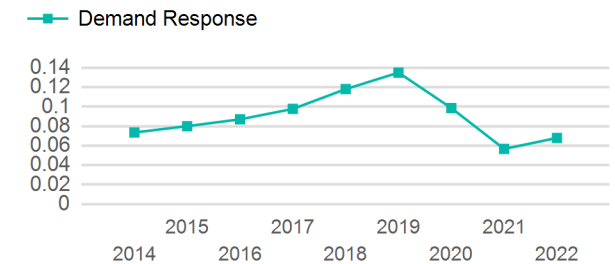
Service Effectiveness

Mode	OE per VRM	OE per VRH	UPT per VRM	UPT per VRH	OE per UPT
Demand Response	\$2.81	\$45.83	0.1	1.1	\$41.35
Total	\$2.81	\$45.83	0.1	1.1	\$41.35

Operating Expenses per Vehicle Revenue Mile



Unlinked Passenger Trip per Vehicle Revenue Mile



2022 Annual Agency Profile - Hydaburg Cooperative Association (NTD ID 00279)

2022 Funding Breakdown

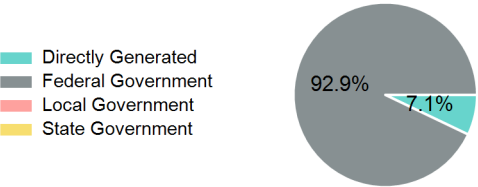
Summary of Operating Expenses (OE)

Sources of Operating Funds Expended

Operating Funding Sources

Mode	Operating Expenses	Fare Revenues
Demand Response	\$99,411	\$7,020
Total	\$99,411	\$7,020

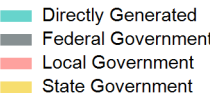
Directly Generated	\$7,020
Federal Government	\$92,391
Local Government	\$0
State Government	\$0
Total Operating Funds Expended	\$99,411



Capital Funding Sources

Sources of Capital Funds Expended

Directly Generated	\$0
Federal Government	\$0
Local Government	\$0
State Government	\$0
Total Capital Funds Expended	\$0



2022 Asset Management

Transit Asset Management (TAM) Tier Tier II

TAM Sponsor NTD ID

Metrics

2022 Performance Measure - Asset - 2023 Target (% not in State of Good Repair)

Facility - Administrative / Maintenance Facilities - 0%
Rolling Stock - VN - Van - 100%

Mode	Average Fleet Age in Years
Demand Response	9.0