

# 2022 Annual Agency Profile - Cowlitz Indian Tribe (NTD ID 00127)

**Mailing Address:** 1055 9TH AVE  
LONGVIEW, WA 98632-2662

**Website:** <http://www.cowlitz.org/>

## Geographic Coverage

**Primary Urbanized/Rural Area** Washington Non-UZA

**Other Areas Served:**

Longview, WA--OR

## Assets

**Revenue Vehicles** 7  
**Service Vehicles** 1  
**Facilities** 1

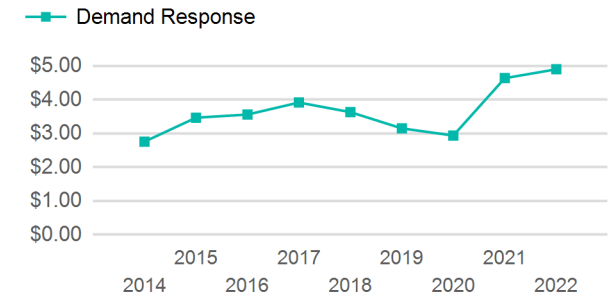
## Service Consumed

**Annual Unlinked Trips (UPT)** 6,206

## Service Supplied

**Annual Vehicle Revenue Miles (VRM)** 142,072  
**Annual Vehicle Revenue Hours (VRH)** 4,476  
**Vehicles Operated in Maximum Service (VOMS)** 7

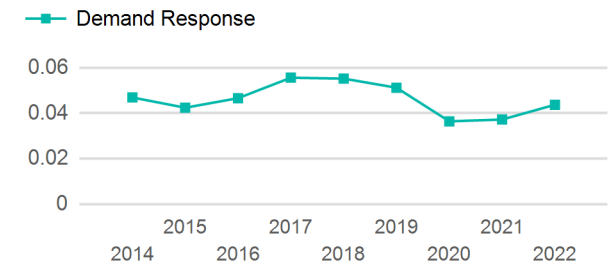
## Operating Expenses per Vehicle Revenue Mile



## Modal Characteristics

Mode	Annual Unlinked Passenger Trips	Directly Operated VOMS	Purchased Transportation VOMS	Annual Vehicle Revenue Miles	Annual Vehicle Revenue Hours
Demand Response	6,206	7	0	142,072	4,476
<b>Total</b>	<b>6,206</b>	<b>7</b>	<b>0</b>	<b>142,072</b>	<b>4,476</b>

## Unlinked Passenger Trip per Vehicle Revenue Mile



Mode	Service Efficiency		Service Effectiveness		
	OE per VRM	OE per VRH	UPT per VRM	UPT per VRH	OE per UPT
Demand Response	\$4.90	\$155.48	0.0	1.4	\$112.14
<b>Total</b>	<b>\$4.90</b>	<b>\$155.48</b>	<b>0.0</b>	<b>1.4</b>	<b>\$112.14</b>

2022 Annual Agency Profile - Cowlitz Indian Tribe (NTD ID 00127)

2022 Funding Breakdown

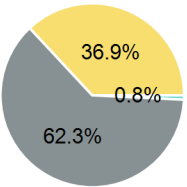
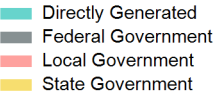
Summary of Operating Expenses (OE)

Sources of Operating Funds Expended

Operating Funding Sources

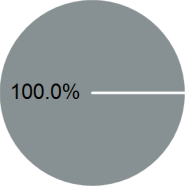
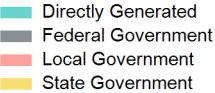
Mode	Operating Expenses	Fare Revenues
Demand Response	\$695,947	\$0
Total	\$695,947	\$0

Directly Generated	\$5,334
Federal Government	\$433,477
Local Government	\$0
State Government	\$257,136
Total Operating Funds Expended	\$695,947



Capital Funding Sources

Sources of Capital Funds Expended



Total Capital Funds Expended	\$324,686
------------------------------	-----------

2022 Asset Management

Transit Asset Management (TAM) Tier Tier II

TAM Sponsor NTD ID

Metrics

2022 Performance Measure - Asset - 2023 Target (% not in State of Good Repair)

Equipment - Automobiles - 0%  
Facility - Administrative / Maintenance Facilities - 0%  
Rolling Stock - CU - Cutaway - 0%  
Rolling Stock - MV - Minivan - 25%  
Rolling Stock - VN - Van - 0%

Mode	Average Fleet Age in Years
Demand Response	4.4