

# 2022 Annual Agency Profile - Gulkana Village Council (NTD ID 00085)

**Mailing Address:** Mile 127 Richardson Hwy  
Gakona, AK 99586-0254

**Website:** <http://www.soaringeagletransit.com>

## Geographic Coverage

**Primary Urbanized/Rural Area** Alaska Non-UZA

**Other Areas Served:**

## Assets

**Revenue Vehicles** 5  
**Service Vehicles** 0  
**Facilities** 0

## Service Consumed

**Annual Unlinked Trips (UPT)** 1,643

## Service Supplied

**Annual Vehicle Revenue Miles (VRM)** 107,540  
**Annual Vehicle Revenue Hours (VRH)** 3,364  
**Vehicles Operated in Maximum Service (VOMS)** 3

## Modal Characteristics

Mode	Annual Unlinked Passenger Trips	Directly Operated VOMS	Purchased Transportation VOMS	Annual Vehicle Revenue Miles	Annual Vehicle Revenue Hours
Demand Response	47	1	0	3,373	105
Bus	1,596	2	0	104,167	3,259
<b>Total</b>	<b>1,643</b>	<b>3</b>	<b>0</b>	<b>107,540</b>	<b>3,364</b>

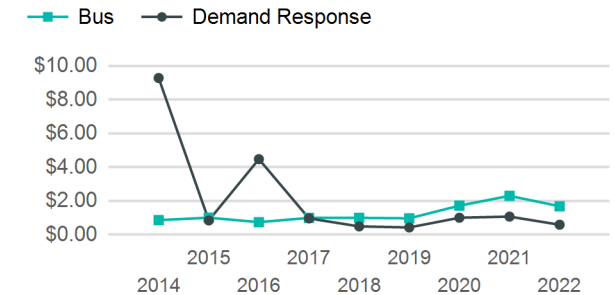
## Metrics

### Service Efficiency

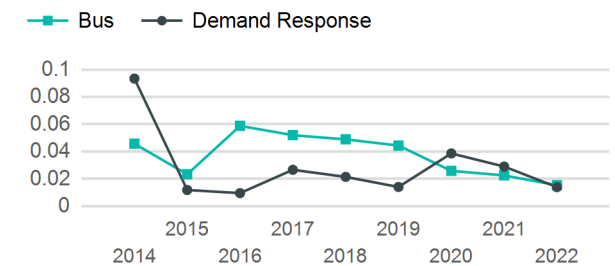
### Service Effectiveness

Mode	OE per VRM	OE per VRH	UPT per VRM	UPT per VRH	OE per UPT
Demand Response	\$1.19	\$38.16	0.0	0.4	\$85.26
Bus	\$3.38	\$107.95	0.0	0.5	\$220.42
<b>Total</b>	<b>\$3.31</b>	<b>\$105.77</b>	<b>0.0</b>	<b>0.5</b>	<b>\$216.56</b>

## Operating Expenses per Vehicle Revenue Mile



## Unlinked Passenger Trip per Vehicle Revenue Mile



2022 Annual Agency Profile - Gulkana Village Council (NTD ID 00085)

2022 Funding Breakdown

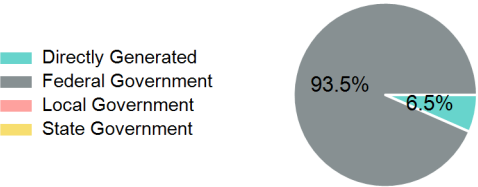
Summary of Operating Expenses (OE)

Sources of Operating Funds Expended

Operating Funding Sources

Mode	Operating Expenses	Fare Revenues
Demand Response	\$4,007	\$2,525
Bus	\$351,793	\$20,769
Total	\$355,800	\$23,294

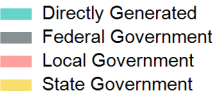
Directly Generated	\$23,294
Federal Government	\$332,506
Local Government	\$0
State Government	\$0
Total Operating Funds Expended	\$355,800



Capital Funding Sources

Sources of Capital Funds Expended

Directly Generated	\$0
Federal Government	\$0
Local Government	\$0
State Government	\$0
Total Capital Funds Expended	\$0



2022 Asset Management

Transit Asset Management (TAM) Tier	Tier II	TAM Sponsor NTD ID	0R04
-------------------------------------	---------	--------------------	------

Metrics

2022 Performance Measure - Asset - 2023 Target  
(% not in State of Good Repair)

Mode	Average Fleet Age in Years
Demand Response	6.2
Bus	6.2