

2022 Annual Agency Profile - City of Milton-Freewater (NTD ID 00063)

Mailing Address: 722 S MAIN ST
MILTON FREEWATER, OR 97862-1453

Website: <http://www.mfcity.com/>

Geographic Coverage

Primary Urbanized/Rural Area	Oregon Non-UZA
Service Area Population	8,640
Service Area Sq. Miles	79
Other Areas Served:	Oregon Non-UZA

Assets

Revenue Vehicles	4
Service Vehicles	0
Facilities	1

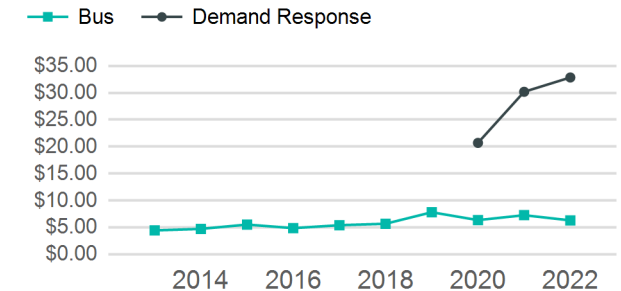
Service Consumed

Annual Unlinked Trips (UPT) 3,328

Service Supplied

Annual Vehicle Revenue Miles (VRM)	23,368
Annual Vehicle Revenue Hours (VRH)	1,567
Vehicles Operated in Maximum Service (VOMS)	2

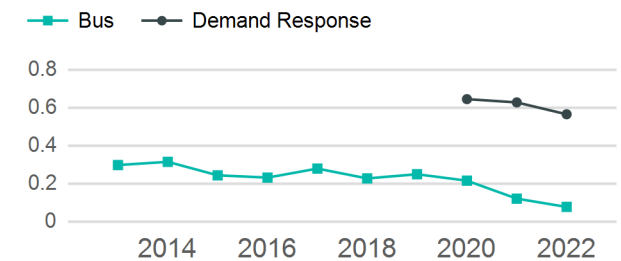
Operating Expenses per Vehicle Revenue Mile



Modal Characteristics

Mode	Annual Unlinked Passenger Trips	Directly Operated VOMS	Purchased Transportation VOMS	Annual Vehicle Revenue Miles	Annual Vehicle Revenue Hours
Demand Response	1,767	0	1	3,126	279
Bus	1,561	0	1	20,242	1,288
Total	3,328	0	2	23,368	1,567

Unlinked Passenger Trip per Vehicle Revenue Mile



Metrics

Mode	Service Efficiency		Service Effectiveness		
	OE per VRM	OE per VRH	UPT per VRM	UPT per VRH	OE per UPT
Demand Response	\$32.85	\$368.06	0.6	6.3	\$58.11
Bus	\$6.32	\$99.39	0.1	1.2	\$82.00
Total	\$9.87	\$147.22	0.1	2.1	\$69.32

2022 Annual Agency Profile - City of Milton-Freewater (NTD ID 00063)

2022 Funding Breakdown

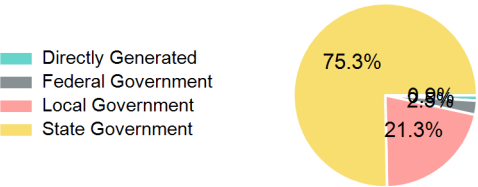
Summary of Operating Expenses (OE)

Sources of Operating Funds Expended

Operating Funding Sources

Mode	Operating Expenses	Fare Revenues
Demand Response	\$102,689	\$2,514
Bus	\$128,008	\$0
Total	\$230,697	\$2,514

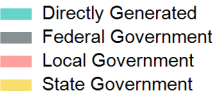
Directly Generated	\$2,514
Federal Government	\$6,584
Local Government	\$56,960
State Government	\$201,359
Total Operating Funds Expended	\$267,417



Capital Funding Sources

Sources of Capital Funds Expended

Directly Generated	\$0
Federal Government	\$0
Local Government	\$0
State Government	\$0
Total Capital Funds Expended	\$0



2022 Asset Management

Transit Asset Management (TAM) Tier	Tier II	TAM Sponsor NTD ID	0R02
-------------------------------------	---------	--------------------	------

Metrics

2022 Performance Measure - Asset - 2023 Target
(% not in State of Good Repair)

Mode	Average Fleet Age in Years
Demand Response	0.0
Bus	10.7