

2022 Annual Agency Profile - Kootenai County dba Kootenai County Citylink North (NTD ID 00055)

Mailing Address: 451 N GOVERNMENT WAY
COEUR D ALENE, ID 83814-2988

Website: <http://www.kcgov.us/>

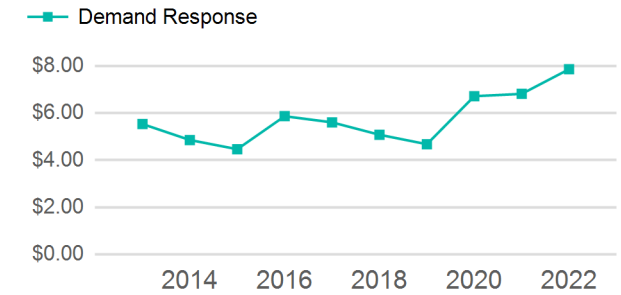
Geographic Coverage

Primary Urbanized/Rural Area	Coeur d'Alene, ID
Service Area Population	90,132
Service Area Sq. Miles	32
Other Areas Served:	

Service Consumed

Annual Unlinked Trips (UPT) 15,278

Operating Expenses per Vehicle Revenue Mile



Assets

Revenue Vehicles	16
Service Vehicles	5
Facilities	2

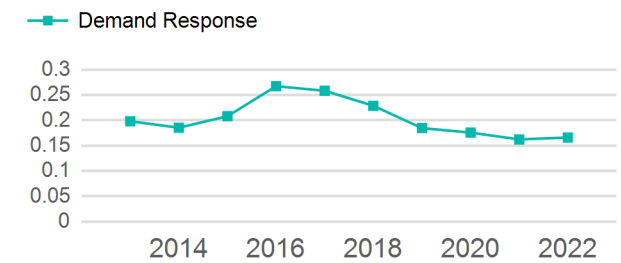
Service Supplied

Annual Vehicle Revenue Miles (VRM)	92,006
Annual Vehicle Revenue Hours (VRH)	6,840
Vehicles Operated in Maximum Service (VOMS)	4

Modal Characteristics

Mode	Annual Unlinked Passenger Trips	Directly Operated VOMS	Purchased Transportation VOMS	Annual Vehicle Revenue Miles	Annual Vehicle Revenue Hours
Demand Response	15,278	0	4	92,006	6,840
Total	15,278	0	4	92,006	6,840

Unlinked Passenger Trip per Vehicle Revenue Mile



Metrics	Service Efficiency		Service Effectiveness		
Mode	OE per VRM	OE per VRH	UPT per VRM	UPT per VRH	OE per UPT
Demand Response	\$7.86	\$105.72	0.2	2.2	\$47.33
Total	\$7.86	\$105.72	0.2	2.2	\$47.33

2022 Annual Agency Profile - Kootenai County dba Kootenai County Citylink North (NTD ID 00055)

2022 Funding Breakdown

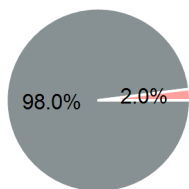
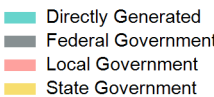
Summary of Operating Expenses (OE)

Sources of Operating Funds Expended

Operating Funding Sources

Mode	Operating Expenses	Fare Revenues
Demand Response	\$723,138	\$0
Total	\$723,138	\$0

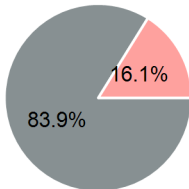
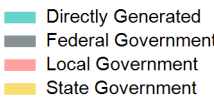
Directly Generated	\$0
Federal Government	\$708,915
Local Government	\$14,223
State Government	\$0
Total Operating Funds Expended	\$723,138



Capital Funding Sources

Sources of Capital Funds Expended

Directly Generated	\$0
Federal Government	\$883,857
Local Government	\$169,845
State Government	\$0
Total Capital Funds Expended	\$1,053,702



2022 Asset Management

Transit Asset Management (TAM) Tier Tier II

TAM Sponsor NTD ID

Metrics

2022 Performance Measure - Asset - 2023 Target (% not in State of Good Repair)
Equipment - Automobiles - 100%
Equipment - Trucks and other Rubber Tire Vehicles - 100%
Facility - Passenger / Parking Facilities - 0%
Rolling Stock - BU - Bus - 14%
Rolling Stock - CU - Cutaway - 0%

Mode	Average Fleet Age in Years
Demand Response	4.7