

2022 Annual Agency Profile - Chickaloon Native Village (NTD ID 00030)

Mailing Address: 9255 N GLENN HIGHWAY
PALMER, AK 99645

Website: <http://www.chickaloontransit.com>

Geographic Coverage

Primary Urbanized/Rural Area Alaska Non-UZA
Other Areas Served: Wasilla--Knik-Fairview--North Lakes, AK

Assets

Revenue Vehicles 4
Service Vehicles 0
Facilities 0

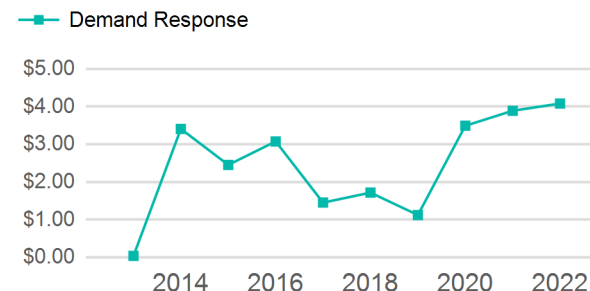
Service Consumed

Annual Unlinked Trips (UPT) 2,171

Service Supplied

Annual Vehicle Revenue Miles (VRM) 29,909
Annual Vehicle Revenue Hours (VRH) 2,016
Vehicles Operated in Maximum Service (VOMS) 2

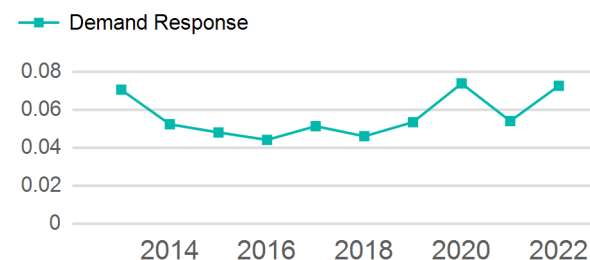
Operating Expenses per Vehicle Revenue Mile



Modal Characteristics

Mode	Annual Unlinked Passenger Trips	Directly Operated VOMS	Purchased Transportation VOMS	Annual Vehicle Revenue Miles	Annual Vehicle Revenue Hours
Demand Response	2,171	2	0	29,909	2,016
Total	2,171	2	0	29,909	2,016

Unlinked Passenger Trip per Vehicle Revenue Mile



Metrics

Mode	Service Efficiency		Service Effectiveness		
	OE per VRM	OE per VRH	UPT per VRM	UPT per VRH	OE per UPT
Demand Response	\$4.08	\$60.55	0.1	1.1	\$56.22
Total	\$4.08	\$60.55	0.1	1.1	\$56.22

2022 Annual Agency Profile - Chickaloon Native Village (NTD ID 00030)

2022 Funding Breakdown

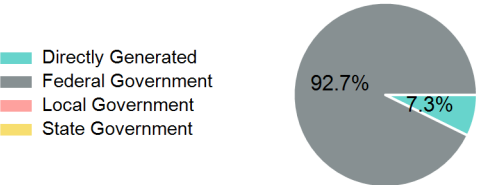
Summary of Operating Expenses (OE)

Sources of Operating Funds Expended

Operating Funding Sources

Mode	Operating Expenses	Fare Revenues
Demand Response	\$122,061	\$2,325
Total	\$122,061	\$2,325

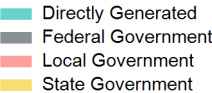
Directly Generated	\$8,860
Federal Government	\$113,202
Local Government	\$0
State Government	\$0
Total Operating Funds Expended	\$122,062



Capital Funding Sources

Sources of Capital Funds Expended

Directly Generated	\$0
Federal Government	\$0
Local Government	\$0
State Government	\$0
Total Capital Funds Expended	\$0



2022 Asset Management

Transit Asset Management (TAM) Tier Tier II

TAM Sponsor NTD ID

Metrics

2022 Performance Measure - Asset - 2023 Target (% not in State of Good Repair)

Mode	Average Fleet Age in Years
Demand Response	10.5

Rolling Stock - CU - Cutaway - 100%
Rolling Stock - MV - Minivan - 100%
Rolling Stock - SV - Sports Utility Vehicle - 100%
Rolling Stock - VN - Van - 25%