

2022 Annual Agency Profile - Bristol Bay Native Association (NTD ID 00026)

Mailing Address: 1500 KANAKANAK RD
DILLINGHAM, AK 99576-0310

Website: <http://www.bbna.com/>

Geographic Coverage

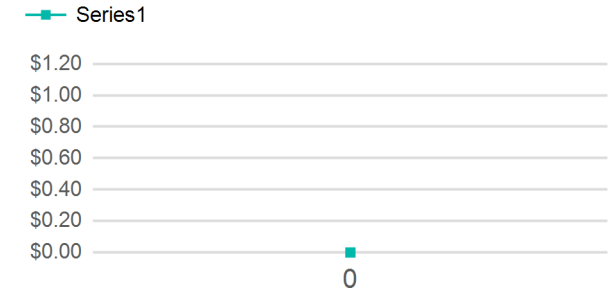
Primary Urbanized/Rural Area

Other Areas Served:

Service Consumed

Annual Unlinked Trips (UPT) 0

Operating Expenses per Vehicle Revenue Mile



Assets

Revenue Vehicles 0
Service Vehicles 0
Facilities 0

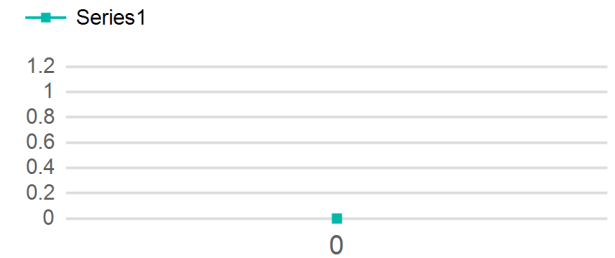
Service Supplied

Annual Vehicle Revenue Miles (VRM) 0
Annual Vehicle Revenue Hours (VRH) 0
Vehicles Operated in Maximum Service (VOMS) 0

Modal Characteristics

| Mode | Annual Unlinked Passenger Trips | Directly Operated VOMS | Purchased Transportation VOMS | Annual Vehicle Revenue Miles | Annual Vehicle Revenue Hours |
|-------|---------------------------------|------------------------|-------------------------------|------------------------------|------------------------------|
| Total | 0 | 0 | 0 | 0 | 0 |

Unlinked Passenger Trip per Vehicle Revenue Mile



Metrics

| Mode | Service Efficiency | | Service Effectiveness | | |
|-------|--------------------|------------|-----------------------|-------------|------------|
| | OE per VRM | OE per VRH | UPT per VRM | UPT per VRH | OE per UPT |
| Total | \$0.00 | \$0.00 | 0.0 | 0.0 | \$0.00 |

#Error #Error #Error #Error #Error

2022 Annual Agency Profile - Bristol Bay Native Association (NTD ID 00026)

2022 Funding Breakdown

Summary of Operating Expenses (OE)

Sources of Operating Funds Expended

Operating Funding Sources

Mode

Operating Expenses

Fare Revenues

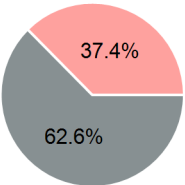
Directly Generated
Federal Government
Local Government
State Government

\$0
\$24,712
\$14,790
\$0

Total Operating Funds Expended

\$39,502

Directly Generated
Federal Government
Local Government
State Government



Capital Funding Sources

Sources of Capital Funds Expended

Directly Generated
Federal Government
Local Government
State Government

\$0
\$0
\$0
\$0

Total Capital Funds Expended

\$0

Directly Generated
Federal Government
Local Government
State Government

2022 Asset Management

Transit Asset Management (TAM) Tier

Tier II

TAM Sponsor NTD ID

Metrics

2022 Performance Measure - Asset - 2023 Target
(% not in State of Good Repair)

Mode

Average Fleet Age in Years

0.0