

General Information

Service Consumption

18,596 Annual Unlinked Trips (UPT)

Service Supplied

198,853 Annual Vehicle Revenue Miles (VRM)

5,840 Annual Vehicle Revenue Hours (VRH)

Summary of Operating Expenses (OE)

\$866,499 Total Operating Expenses

Database Information

NTDID: 9R02-91119

Reporter Type: Rural General Public Transit

Asset Type: Tier II

Sponsor NTDID:

Assets

Revenue Vehicles

11

Service Vehicles

-

Facilities

-

Financial Information

Sources of Operating Funds Expended

Fare Revenues	\$59,958	6.9%
Local Funds	\$316,590	36.5%
State Funds	\$181,622	21.0%
Federal Assistance	\$308,329	35.6%
Other Funds	\$0	0.0%

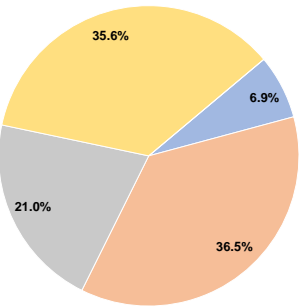
Total Operating Funds Expended \$866,499 100.0%

Sources of Capital Funds Expended

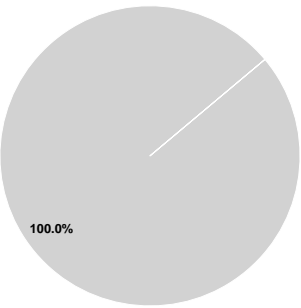
Fare Revenues	\$0	0.0%
Local Funds	\$0	0.0%
State Funds	\$113,952	100.0%
Federal Assistance	\$0	0.0%
Other Funds	\$0	0.0%

Total Capital Funds Expended \$113,952 100.0%

Operating Funding Sources



Capital Funding Sources



Performance Measure Targets - 2022

Performance Measure - Asset Type - Target % not in State of Good Repair  
Rolling Stock - BU - Bus - 17%  
Rolling Stock - CU - Cutaway - 67%

Modal Characteristics

Operation Characteristics

Vehicles Operated  
at Maximum Service

Mode	Directly Operated	Purchased Transportation	Operating Expenses	Fare Revenues	Uses of Capital Funds	Annual Unlinked Trips	Annual Vehicle Revenue Miles	Annual Vehicle Revenue Hours
Bus	-	4	\$866,499	\$59,958	\$113,952	18,596	198,853	5,840
Total	-	4	\$866,499	\$59,958	\$113,952	18,596	198,853	5,840

Performance Measures

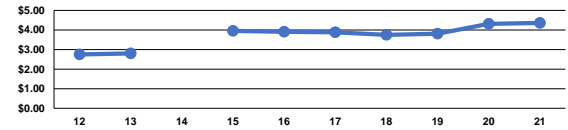
Service Efficiency

Mode	Operating Expenses per Vehicle Revenue Mile	Operating Expenses per Vehicle Revenue Hour
Bus	\$4.36	\$148.37
Total	\$4.36	\$148.37

Service Effectiveness

Mode	Operating Expenses per Unlinked Passenger Trip	Unlinked Trips per Vehicle Revenue Mile	Unlinked Trips per Vehicle Revenue Hour
Bus	\$46.60	0.1	3.2
Total	\$46.60	0.1	3.2

Operating Expense per Vehicle Revenue Mile: Agency Total



Unlinked Passenger Trips per Vehicle Revenue  
Mile: Agency Total

